

साल्ट ट्रेडिंग कॉर्पोरेशन लिमिटेड SALT TRADING CORPORATION LIMITED



59th
Annual Report
2024/025

५९औं वार्षिक प्रतिवेदन ०८१/०८२

सञ्चालक समिति



श्री प्रदिप लाल श्रेष्ठ
अध्यक्ष



श्री अन्जन श्रेष्ठ
सञ्चालक



श्री नारायण दास मानन्धर
सञ्चालक



श्री राजेश कुमार श्रेष्ठ
सञ्चालक



श्री सुनिल श्रेष्ठ
सञ्चालक



श्री देवेन्द्र भक्त श्रेष्ठ
सञ्चालक

त्यवस्थापन समूह



उर्मिला श्रेष्ठ
प्रमुख कार्यकारी अधिकृत



कुमार राजभण्डारी
नायब प्रमुख कार्यकारी अधिकृत



ओम सिद्धि गुभाजु
नायब प्रमुख कार्यकारी अधिकृत



संकेत भट्टराई
सहायक प्रमुख कार्यकारी अधिकृत



हरिचन्द्र श्रेष्ठ
सहायक प्रमुख कार्यकारी अधिकृत
प्रदेश कार्यालय भैरहवा



ब्रजेश कुमार भ्ता
सहायक प्रमुख कार्यकारी अधिकृत
केन्द्रीय कार्यालय



अमोज लामिछाने
सहायक प्रमुख कार्यकारी अधिकृत
प्रदेश कार्यालय वीरगंज



राधेश्याम चौधरी
विभागीय प्रबन्धक
प्रदेश कार्यालय, विराटनगर



दुलेश्वर प्रसाद शाह
विभागीय प्रबन्धक
केन्द्रीय कार्यालय
नून विभाग



कृष्ण कुमार शाक्य
विभागीय प्रबन्धक
केन्द्रीय कार्यालय
नून विभाग



इन्द्रमान महर्जन
विभागीय प्रबन्धक
केन्द्रीय कार्यालय
लेखा महाशाखा



अनुप श्रेष्ठ
विभागीय प्रबन्धक
केन्द्रीय कार्यालय
लेखा महाशाखा



उमेश कुमार ओझा
विभागीय प्रबन्धक, केन्द्रीय कार्यालय
कम्पनी सचिव



किरण कुमार खनाल
विभागीय प्रबन्धक
केन्द्रीय कार्यालय
आ.ले.प. विभाग



विषय-सूची

५८ औं वार्षिक साधारण सभा सम्बन्धी सूचना

१

साधारण सभा सम्बन्धी अन्य जानकारी

२

सञ्चालक समितिको प्रतिवेदन

३-८

लेखापरीक्षकको प्रतिवेदन

९-१३

वित्तीय अवस्थाको विवरण

१४

नाफा वा नोक्सानीको विवरण

१५-१६

नगदप्रवाहको विवरण

१७

इक्विटीमा भएको परिवर्तनको विवरण

१८

टिप्पणीहरू

१९-४७

नेपालीमा अनुवादित संक्षिप्त वार्षिक वित्तीय विवरणहरू

४८-५१

टिपोट

५२-५३

प्रमुख सूचांक तथा कार्यालयहरू

५४

ग्राफ तालिका

५५

प्रमुख बैङ्कर्स:

राष्ट्रिय वाणिज्य बैंक लि.

नेपाल इन्भेष्टमेण्ट मेगा बैंक लि.

हिमालयन बैंक लि.

सिटिजन बैंक इन्टरनेशनल लि.

नेपाल एस.वि.आई. बैंक लि.

ग्लोबल आई.एम.ई बैंक लि.

नेपाल बैंक लि.

प्राइम कमर्सियल बैंक लि.

प्रभु बैंक लि.

एभरेष्ट बैंक लि.

लक्ष्मी सनराइज बैंक लि.



प्रोक्सी फाराम

श्री सञ्चालक समिति
साल्ट ट्रेडिङ्ग कर्पोरेशन लिमिटेड
पो.व.नं. ४८३
कालिमाटी, काठमाडौं ।

विषय : प्रतिनिधि नियुक्त गरेको बारे ।

महाशय,

.....जिल्ला म.न.पा./उप.म.न.पा/न.पा./गाउँपालिका वडा नं. बस्ने म/हामी
.....ले त्यस कम्पनी (कर्पोरेशन) को शेयरधनीको हैसियतले २०८३ साल जेष्ठ महिना २९ गते
शुक्रवारका दिन हुने ५९ औं वार्षिक साधारण सभामा स्वयम् उपस्थित भइ छलफल तथा निर्णयमा भाग लिन नसक्ने
भएकोले उक्त सभामा भाग लिनका लागि जिल्ला म.न.पा.
/उप.म.न.पा/न.पा./गाउँपालिका वडा नं बस्ने त्यस कम्पनी (कर्पोरेशन) का शेयरधनी श्री
..... लाई मेरो/हाम्रो प्रतिनिधि मनोनीत गरी पठाएको छु/छौं ।

प्रोक्सी पाउनेको

दस्तखत :
नाम :
ठेगाना :
शेयरधनी नं.
डिम्याट नं.
मिति :

निवेदक

दस्तखत :
नाम :
ठेगाना :
शेयरधनी नं.
डिम्याट नं.
मिति :

द्रष्टव्य : यो निवेदन साधारणसभा हुनु भन्दा कम्तीमा ४८ घण्टा अगावै कर्पोरेशनको केन्द्रीय कार्यालय, कालिमाटीमा पेस गरिसक्नु पर्नेछ ।

प्रवेश-पत्र

शेयरधनीको नाम:

परिचय/डिम्याट नं.:

शेयरधनीको सही:

कुल शेयर किता:

साल्ट ट्रेडिङ्ग कर्पोरेशन लिमिटेडको मिति २०८३ साल जेष्ठ महिना २९ गते शुक्रवारका दिन हुने ५९ औं वार्षिक साधारण सभामा उपस्थित हुन जारी गरिएको प्रवेश-पत्र ।

द्रष्टव्य: शेयरधनी आफैले खाली ठाउँहरू भर्नुहोला ।

(सभा-कक्षमा प्रवेश गर्न यो प्रवेश-पत्र प्रस्तुत गर्नु अनिवार्य छ ।)

उमेशकुमार ओझा
कम्पनी सचिव



साल्ट ट्रेडिङ्ग कर्पोरेशन लिमिटेडको

५९ औं वार्षिक साधारण सभाको

सूचना

शेयरधनी महानुभावहरू,

यस कर्पोरेशनको सञ्चालक समितिको मिति २०८३ साल वैशाख २९ गते मंगलवार बसेको १०८७ औं बैठकको निर्णयानुसार कर्पोरेशनको ५९ औं वार्षिक साधारण सभा निम्न स्थान, समय र मितिमा निम्न विषय उपर छलफल गर्न बस्ने भएको हुँदा सम्पूर्ण शेयरधनी महानुभावहरूको जानकारी तथा उपस्थितिको लागि यो सूचना प्रकाशित गरिएको छ ।

साधारण सभा हुने मिति, समय र स्थान

मिति : २०८३ साल जेठ २९ गते शुक्रवार (तदनुसार १२ जुन २०२६)

समय : दिनको ११:०० बजे ।

स्थान : त्रिभुवन आर्मी अफिसर्स क्लब भद्रकाली, काठमाडौं ।

छलफलको विषय सूची:

क. सामान्य प्रस्ताव

- ५९औं वार्षिक साधारण सभाका लागि आर्थिक वर्ष २०८१/२०८२ को सञ्चालक समितिको वार्षिक प्रतिवेदन उपर छलफल गरी पारित गर्ने ।
- आर्थिक वर्ष २०८१/२०८२ को लेखापरीक्षकको प्रतिवेदन सहित सोही आ.व को वित्तीय अवस्थाको विवरण, नाफा नोक्सानीको विवरण नगद प्रवाह विवरण, इक्विटीमा भएको परिवर्तन सम्बन्धी विवरण तथा लेखा नीति तथा टिप्पणी उपर छलफल गरी पारित गर्ने ।
- लेखापरीक्षण समितिको सिफारीस अनुसार आर्थिक वर्ष २०८२/२०८३ को वित्तीय विवरण लेखापरीक्षण गर्न लेखा परीक्षकको नियुक्ति गर्ने र निजको पारिश्रमिक अनुमोदन गर्ने । (हालको लेखा परीक्षक श्री कुवेर एन भट्टराई एण्ड कम्पनी चार्टर्ड एकाण्टेण्टस्) पुनः नियुक्तिका लागि योग्य हुनुहुन्छ ।
- सञ्चालक समितिबाट प्रस्ताव भए बमोजिम चुक्ता पूँजीको ०.५० (शून्य दशमलव पाँच शून्य) प्रतिशतका दरले नगद लाभांश वापत रु. १६,०३,५८४।७८ (बोनस शेयरमा लाग्ने कर प्रयोजनार्थ समेत) वितरण गर्न स्वीकृत गर्ने ।
- सञ्चालक नियुक्ति अनुमोदन गर्ने ।

ख. विशेष प्रस्ताव

- कर्पोरेशनको प्रवन्धपत्र तथा नियमावली स्वीकृत गर्ने ।
- सञ्चालक समितिले प्रस्ताव गरे बमोजिम कर्पोरेशनको हालको चुक्ता पूँजीको ९.५० प्रतिशतले हुने रकम रु. ३,०४,६८,११०।७२ बराबरको बोनस शेयर जारी गर्ने प्रस्ताव पारित गर्ने ।
- कम्पनी ऐन २०६३ को दफा १०५ (१) को खण्ड (ख) बमोजिम ऋण सुविधा लिने स्वीकृति उपर छलफल गरी पारित गर्ने ।

ग. विविध

पुनश्च:

- ५९ औं वार्षिक साधारण सभा प्रयोजनका लागि मिति २०८३/०२/१३ देखि २०८३/०२/२९ गतेसम्म कर्पोरेशनको शेयरधनी दर्ता किताब बन्द रहनेछ । साथै, नेपाल स्टक एक्सचेन्ज लिमिटेडमा मिति २०८३/०२/१२ गतेसम्म कारोबार भई सात कार्य दिनभित्र कर्पोरेशनको शेयर रजिस्ट्रार एनआईएमवी एस क्यापिटल लिमिटेड, लाजिम्पाट, काठमाडौंमा प्राप्त शेयर नामसारी लिखतको आधारमा शेयरधनी दर्ता किताबमा कायम शेयरधनीहरूले मात्र उक्त सभामा भाग लिन, छलफल गर्न, प्रतिनिधि नियुक्त गर्न पाउनेछन् ।
- साधारण सभामा भाग लिन शेयर अभौतिकीकरण गराई सक्नु भएका शेयरधनी महानुभावहरूको हकमा D-MAT खाता नम्बर र नाम तथा शेयर अभौतिकीकरण नगर्नु भएका शेयरधनीहरूले शेयरधनी नं. र नाम उल्लेख गरी सभामा सहभागिता जनाउन सक्नुहुनेछ । सभा शुरू हुनुभन्दा एक घण्टा अगावै सभाकक्षमा हाजिरी पुस्तिका खुल्ला रहनेछ ।
- सभामा भाग लिन प्रतिनिधि नियुक्त गर्न चाहने शेयरधनी महानुभावले कर्पोरेशनको अर्को शेयरधनीलाई मात्र प्रतिनिधि नियुक्त गर्न सक्नु हुनेछ र सो सम्बन्धी प्रोक्सी फारम सभा शुरू हुनुभन्दा ४८ घण्टा अगावै कर्पोरेशनको केन्द्रीय कार्यालय, काठमाडौंमा बुझाई सक्नुपर्नेछ । प्रोक्सी फारम यस कर्पोरेशनको Website बाट Download गर्न सकिनेछ ।
- थप जानकारीका लागि यस कर्पोरेशनको केन्द्रीय कार्यालय काठमाडौंमा सम्पर्क राख्न सक्नुहुनेछ ।

द्रष्टव्य

सभा बस्ने सूचना तथा वार्षिक प्रतिवेदन सम्बन्धित शेयरधनी महानुभावहरूको जानकारीका लागि कर्पोरेशनको Website: www.stenepal.com मा राखिएको हुँदा कथमूकदाचित उक्त सूचना नपुगेको भए यसैलाई सूचना मानी साधारण सभामा उपस्थित हुन सबै शेयरधनी महानुभावहरूलाई अनुरोध गर्दछौं ।

सञ्चालक समितिको आज्ञाले
कम्पनी सचिव



साधारण सभा सम्बन्धी अन्य जानकारी

१. ५९ औं वार्षिक साधारण सभा प्रयोजनका लागि मिति २०८३/०२/१३ देखि २०८३/०२/२९ गतेसम्म कर्पोरेशनको शेयरधनी दर्ता किताब बन्द रहनेछ। साथै, नेपाल स्टक एक्सचेन्ज लिमिटेडमा मिति २०८३/०२/१२ सम्म कारोवार भई प्रचलित कानून बमोजिम यस कर्पोरेशनको शेयर रजिष्ट्रार एनआईएमवी एस क्यापिटल लिमिटेड, लाजिम्पाट, काठमाडौंमा प्राप्त शेयर नामसारी लिखतको आधारमा शेयरधनी दर्ता किताबमा कायम शेयरधनीहरूले मात्र उक्त सभामा भाग लिन, छलफल गर्न, प्रतिनिधि नियुक्त गर्न पाउने छन्।
२. साधारण सभामा भाग लिन शेयर अभौतिकीकरण गराई सक्नु भएका शेयरधनी महानुभावहरूको हकमा D-MAT खाता नम्बर र नाम तथा शेयर अभौतिकीकरण नगर्नु भएका शेयरधनीहरूले शेयरधनी नं र नाम उल्लेख गरी सभामा सहभागिता जनाउन सक्नु हुनेछ। सभा शुरु हुनु भन्दा एक घण्टा अगावै सभाकक्षमा हाजिरी पुस्तिका खुल्ला रहनेछ।
३. नाबालक शेयरधनीहरूको तर्फबाट संरक्षकले सभामा भाग लिन, छलफल गर्न, प्रतिनिधि नियुक्त गर्न र मत दिन समेत सक्नेछन्। शेयरधनीको दर्ता किताबमा संरक्षकको रूपमा नाम लेखिएको व्यक्तिलाई मात्र संरक्षक मानिनेछ।
४. संयुक्त रूपमा शेयर ग्रहण गर्ने शेयरधनीहरूको हकमा शेयरधनीहरूको किताबमा जसको नाम पहिले उल्लेख भएको छ, सो व्यक्ति वा संयुक्त शेयरधनीहरूको सर्वसम्मतिबाट आफूहरू मध्ये नियुक्त व्यक्तिले मात्र सभामा भाग लिन, छलफल गर्न, प्रतिनिधि नियुक्त गर्न सक्नेछन्।
५. सभामा भाग लिन प्रतिनिधि नियुक्त गर्न चाहने शेयरधनी महानुभावले कर्पोरेशनको अर्को शेयरधनीलाई मात्र प्रतिनिधि नियुक्त गर्न सक्नु हुनेछ र सो सम्बन्धी प्रोक्सी फारम सभा शुरु हुनु भन्दा ४८ घण्टा अगावै कर्पोरेशनको केन्द्रीय कार्यालय, काठमाडौंमा बुझाई सक्नु पर्नेछ। संगठित संस्थाको प्रतिनिधि नियुक्तिको हकमा उक्त संस्थाको आधिकारिक छाप सहित अधिकृत व्यक्तिको दस्तखत रहेको निवेदन अनिवार्य हुनेछ। प्रोक्सी फारम यस कर्पोरेशनको Website बाट Download गर्न सकिनेछ।
६. सभामा भाग लिन प्रतिनिधि नियुक्त गरी प्रोक्सी कर्पोरेशनमा बुझाई सकेपछि सो प्रोक्सी बदर गरी अर्को दिन चाहेमा सोको सूचना सभा शुरु हुनुभन्दा ४८ घण्टा अगावै कर्पोरेशनको केन्द्रीय कार्यालयमा पुग्नु पर्नेछ।
७. शेयरधनीले एक भन्दा बढी प्रतिनिधि नियुक्त गरेको अवस्थामा कस्को नियुक्ति बदर गरेको हो सो कुरा प्रोक्सी दिनेले खोल्नु पर्नेछ। सो कुरा नखोली एकभन्दा बढी व्यक्तिको नाममा प्रोक्सी मुकरर भई आएका त्यस्तो प्रोक्सी स्वतः बदर हुनेछ। सभामा सम्बन्धित शेयरधनी आफै उपस्थित भई शेयरधनी पुस्तिकामा दस्तखत गरेमा त्यस्ता शेयरधनीले गरिदिएको प्रोक्सी स्वतः बदर हुनेछ।
८. थप जानकारीको लागि यस कर्पोरेशनको केन्द्रीय कार्यालय, काठमाडौंमा सम्पर्क राख्न सक्नु हुनेछ।



साल्ट ट्रेडिङ्ग कर्पोरेशन लिमिटेडको ५५ औं वार्षिक साधारण सभामा सञ्चालक समितिका तर्फबाट अध्यक्ष श्री प्रदिपलाल श्रेष्ठद्वारा प्रस्तुत वार्षिक प्रतिवेदन

आदरणीय शेयरधनी महानुभावहरू,

यस कर्पोरेशनको ५९ औं वार्षिक साधारण सभामा भाग लिन उपस्थित हुनु भएका सम्पूर्ण शेयरधनी महानुभाव एवं आमन्त्रित अतिथिज्यूहरूमा सञ्चालक समिति तथा मेरो व्यक्तिगत तर्फबाट हार्दिक स्वागत एवं अभिवादन गर्दछु।

कम्पनी ऐन २०६३ को अधीनमा रही तयार पारिएको सञ्चालक समितिको ५९ औं वार्षिक प्रतिवेदनका साथै २०८२ आषाढ मसान्तसम्मको कर्पोरेशनको वासलात, आर्थिक वर्ष २०८१/०८२ को वित्तीय विवरणहरू, नाफा नोक्सान हिसाव, नगद प्रवाह विवरण तथा कर्पोरेशनले गरेका विभिन्न क्रियाकलाप तथा गतिविधिहरू यहाँहरू समक्ष छलफलका लागि प्रस्तुत गर्ने अनुमति चाहन्छु। प्रस्तुत वार्षिक प्रतिवेदनबाट उल्लेखित कर्पोरेशनको कारोवार तथा अन्य गतिविधिको समीक्षा गरी कर्पोरेशनलाई आगामी दिनमा अझ बढी प्रभावकारी ढंगले अगाडि बढ्न मार्गदर्शन प्रदान गर्नु हुनेछ भन्ने पूर्ण विश्वासका साथ सञ्चालक समितिका तर्फबाट यो वार्षिक प्रतिवेदन अनुमोदनका लागि प्रस्तुत गरेको छु।

(१) कर्पोरेशनको कारोवारको सिंहावलोकन:

कर्पोरेशनको आर्थिक वर्ष २०८१/०८२ को कारोवारलाई समष्टिगत मूल्याङ्कन गर्दा व्यापारिक कारोवार र वित्तीय क्षेत्रको लगानी सन्तोषजनक रहेको छ। कर्पोरेशनले नून, खाद्य वस्तु, रासायनिक मल तथा अन्य वस्तुको गरी रु.९ अर्ब ३८ करोड १८ लाख वरावरको कारोवार गरेको छ। आर्थिक वर्ष २०८१/०८२ को कारोवारबाट कर्पोरेशनले कुल (GROSS) मुनाफा रु.१ अर्ब ५ करोड ५५ लाख आर्जन गर्न सफल भएको छ। अधिल्लो आर्थिक वर्षमा कर्पोरेशनले कुल १३ अर्ब ३५ करोड ०३ लाख वरावरको कारोवार गरी रु १ अर्ब ४ करोड ९८ लाख कुल (GROSS) मुनाफा आर्जन गरेको थियो। कर्पोरेशनले नेपाल सरकारको निर्देशन समेतको पालना गरी खास वस्तुहरूमा लागत मूल्य भन्दा कम मूल्यमा समेत सामान विक्री गरी सामाजिक उत्तरदायित्व समेत बहन गर्दै आएको छ।

(२) राष्ट्रिय तथा अन्तर्राष्ट्रिय परिस्थितिबाट कर्पोरेशनको कारोवारलाई परेको असर:

राष्ट्रिय तथा अन्तर्राष्ट्रिय बजारमा भएको मौद्रिक उतार चढावका कारण कर्पोरेशनले अन्तर्राष्ट्रिय बजारबाट आयातित वस्तुको लागतमा वृद्धि लगायतका कारणले कारोवारमा अपेक्षित नाफा हुन सकेन। बढ्दो प्रतिस्पर्धी बजार र मुलुकको आन्तरिक वित्तीय अवस्थामा आएको संकुचनको अवस्थामा पनि कर्पोरेशनले विश्वसनीय र गुणस्तरीय सेवा पुऱ्याउँदै आफ्नो कारोवारमा सकारात्मक सुधार सहित अगाडि बढेको यथार्थतालाई शेयरधनी महानुभावहरूले सन्तोषजनक रूपमा ग्रहण गरिदिनु भएको होला भन्ने आशा एवं विश्वास लिएको छु।

कर्पोरेशन नेपाल सरकार समेतको सहभागितामा गठित संगठित संस्था हो। अतः यस कर्पोरेशन प्रति समाज, देश तथा सरकारप्रतिको दायित्व तथा सामाजिक जिम्मेवारी रहेको हुन्छ। त्यसै अनुरूप यसको कार्य सञ्चालनका प्रकृया, मूल्य र मान्यताहरू स्थापित भएका छन्। कर्पोरेशनका कारोवारमा समेत यसका पक्षहरू महत्वपूर्ण हुने गरेका छन्। सर्वसाधारण जनतालाई सुपथ मूल्यमा अति आवश्यक वस्तुहरू सर्व सुलभ तरिकाले उपलब्ध गराउने गहन सामाजिक दायित्व पनि यस संस्थाले बहन गर्दै आएको छ।

त्यसैगरी आर्थिक उदारीकरण तथा खुल्ला बजार नीतिबाट सिर्जित उच्च प्रतिस्पर्धात्मक वातावरण र गहन सामाजिक उत्तरदायित्व (Social Responsibilities) बीच सामञ्जस्य राख्नु हाम्रो लागि कम चुनौतीपूर्ण छैन। आफ्नो व्यावसायिक मर्यादा कायम राख्दै, सामाजिक उत्तरदायित्वको मर्मलाई सम्मान गर्दै कर्पोरेशनले देशका आम नागरिक एवं उपभोक्ताहरूलाई उच्च गुणस्तरको वस्तुहरू उचित मूल्यमा वर्षभरि उपलब्ध गराइरहेको व्यहोरा शेयरधनी महानुभावहरूलाई जानकारी गराउन चाहन्छु।



- (३) प्रतिवेदन तयार भएको मितिसम्म चालु वर्षको उपलब्धि र भविष्यमा गर्नुपर्ने कुराको सम्बन्धमा सञ्चालक समितिको धारणा:
चालु आर्थिक वर्ष २०८२/०८३ को उपलब्धि:
चालु आर्थिक वर्ष २०८२/०८३ को पहिलो ९ महिना कारोवार तर्फ चालु वर्षको (चैत्र मसान्तसम्म) मा कर्पोरेशनले रू.८ अर्ब ६१ करोड ४३ लाख ७५ हजार बराबरको कारोवार गरेकोछ। गत आर्थिक वर्षको सोही अवधिमा ६ अर्ब ७६ करोड ४६ लाख ५० हजार बराबरको कारोवार भएको थियो। चालु आ.व.को प्रथम नौ महिनाको कारोवार गत आ.व. को सोही अवधिको तुलनामा २७ प्रतिशतले वृद्धी भएको छ।
- आर्थिक वर्ष २०८१/०८२ मा नेपाल सरकारको अनुदानमा बिक्री वितरण गर्ने रासायनिक मलको कुल रकमको कर्पोरेशनलाई प्राप्त हुने ३० प्रतिशत रकमबाट युरिया ९४०४४.७० मे.टन, डिएपी ४२७२४.२ मे.टन र पोटास ५०७४.६०.टन गरी जम्मा १,४१,८४३.५० मे.टन रासायनिक मल आयात भइसकेको ब्यहोरा शेयरधनी महानुभावहरूलाई जानकारी गराउँदछु।
- कर्पोरेशनले आम कृषकहरूको भावनाको कदर गर्दै वर्षेनी हुने रासायनिक मलको अभावलाई न्यूनीकरण गर्ने उद्देश्य अनुरूप गैर अनुदानित रासायनिक मल एमुनियम सल्फेट र सिंगल सुपर फस्फेट मल आयात गरी आम कृषक उपभोक्ताहरूलाई विगत वर्षदेखिनै व्यवस्थापन गरिरहेको छ। उक्त मलको कारोवार राम्रो हुँदै गएको हुँदा आगामी वर्षहरूमा कर्पोरेशनले यसमा राम्रै सफलता प्राप्त गर्नेछ भन्ने विश्वास लिएका छौं।
- कर्पोरेशनले भूकम्प प्रतिरोधात्मक प्रविधिको घर निर्माण गर्ने उद्देश्य अनुसार कर्पोरेशनको समेत लगानीमा फ्यूचर वर्कस् विल्डिङ्ग सोलुसन प्रा.लि. कम्पनी स्थापना गरी निर्माण सामग्रीको उत्पादन सुरू गरेको छ भने कर्पोरेशनको सहायक कम्पनी उपहार हाउजिङ्ग कम्पनी लिमिटेडले उक्त प्रविधिको घरहरू निर्माण गरी बिक्री गर्ने उद्देश्य अनुरूप उक्त कम्पनीको साविक था महादेव हाल चन्द्रागिरि नगरपालिका स्थित आफ्नै जग्गामा सो कार्यको शुभारम्भ गरी ८ वटा घर निर्माण गरेको छ। उक्त घरहरू बिक्रीको लागि प्रयासरत रहेका छौं।
- कर्पोरेशनले आफ्नो कारोवार वृद्धि गरी यसको संस्थागत विकासका लागि भविष्यमा निम्न कार्य गर्ने योजना रहेको कुरा यहाँहरूलाई अवगत गराउँदछु।
- (क) नेपाल सरकारको नीतिको अवलम्बन गर्दै एउटा जिम्मेवार संस्थाको रूपमा मुलुकभर गुणस्तरीय वस्तुको आपूर्ति व्यवस्था मिलाउँदै कर्पोरेशनलाई राष्ट्रिय तथा अन्तर्राष्ट्रिय बजारमा स्थापित गर्न नवीनतम एवं सृजनशील कारोवारको खोजी गर्दै व्यापार विविधीकरण तर्फ उन्मुख रहने नीति लिइनेछ।
- (ख) नेपाल सरकारबाट प्राप्त अनुदानित मल बाहेक किसानहरूलाई समेत सरल र सहज दरले मल उपलब्ध गराउने हेतुले गैर अनुदानित रासायनिक मल आयात गरी बिक्री वितरणको व्यवस्था मिलाइएको छ। यसरी व्यवस्थापन गरिएको गैर अनुदानित मलको कारोवारलाई निरन्तरता दिइनेछ।
- (ग) नेपाल सरकारको नीति अनुसार आयोडिनको कमीका कारण आम नागरिकमा उत्पन्न हुने शारीरिक तथा मानसिक विकृति हटाउन संचालित कण्ठरोग नियन्त्रण कार्यक्रमको उपादेयतालाई दृष्टिगत गर्दै देशका आमनागरिकहरूको स्वास्थ्यलाई सकारात्मक प्रभाव पार्ने उद्देश्यले कार्यक्रमलाई निरन्तरता दिने नीति अवलम्बन गरेका छौं। यस कार्यक्रमबाट आगामी दिनमा दुर्गम क्षेत्रका आम उपभोक्ताहरूको जनस्वास्थ्यमा सकारात्मक प्रभाव पर्ने हाम्रो विश्वास छ। NDHS २०१६ को प्रतिवेदन अनुसार नेपालमा ५ वर्ष मुनिका ९४.५ प्रतिशत बालबालिकाले उचित मात्रामा आयोडिनयुक्त नून प्रयोग गरेको पाइएकोले नेपालले USI लक्ष्य पूरा गरेको छ। यस कार्यक्रमलाई थप प्रभावकारी बनाइनेछ।
- (घ) हाल घाटामा चलिरहेका कर्पोरेशनका सहायक तथा सम्बन्धित उद्योग कम्पनीहरूलाई मुनाफा उन्मुख गराउन वैकल्पिक उपाय अवलम्बन गर्ने प्रयास भइरहेको छ। मोरङ्ग सुगर मिल्सलाई पुनः संरचना गर्न नसकिएको भएता पनि फार्मको जग्गालाई अधिकतम उपयोग गरी आधुनिक उखु खेती गरी उत्पादित उखुलाई अन्य सुगर मिललाई बिक्री गरी नाफामुखी हुने प्रयास भइरहेको छ। उखु खेतीलाई निरन्तरता दिइनेछ।
- (ङ) एकीकृत नमूना वस्ती विकास गर्ने हेतुले व्यवस्थित वस्तीको विकास गर्न कर्पोरेशनले आफ्नो सहायक कम्पनी मार्फत भूकम्प प्रतिरोधी भवन निर्माण गरी बिक्री वितरणको व्यवस्था मिलाउने छ।



(च) कर्पोरेशनले उपभोक्ताहरूको विश्वास तथा शेयरधनी महानुभावहरूको सहयोग, सुभावा तथा विगत वर्षहरूको उपलब्धिलाई समेत ध्यानमा राख्दै आगामी वर्षहरूमा थप नाफा आर्जन गर्न सक्ने गरी कारोवारलाई प्रभावकारी बनाउने कुराप्रति यहाँहरूलाई विश्वास दिलाउन चाहन्छु ।

(४) **कम्पनीको औद्योगिक वा व्यावसायिक सम्बन्ध :**

४.१. विगतमा भै देशका विभिन्न औद्योगिक तथा व्यापारिक समूहहरूसँग समन्वय गरी कर्पोरेशनको आफ्नै सञ्जाल मार्फत सरल र सुलभ रूपमा उपभोक्ताको माग अनुसारको गुणस्तरीय वस्तुहरूको आपूर्ति व्यवस्था मिलाउने तर्फ निरन्तर प्रयास गरिरहेको छ ।

४.२. सगरमाथा लुम्बिनी इन्स्युरेन्स कम्पनी लिमिटेडले आ.व.२०८१/०८२ मा मुनाफा आर्जन गरी १५ प्रतिशत नगद लाभांश दिन सफल भएको छ ।

४.३. लक्ष्मी सनराईज बैकले आ.व.२०८१/०८२ मा १० प्रतिशत वोनस शेयर र कर प्रयोजनको लागि ०.५३ (शून्य दशमलव पाँच तीन) नगद लाभांश दिन सफल भएको छ ।

४.४ साभा पसल सेवाले आ.व. २०८१/०८२ मा १५ प्रतिशत नगद लाभांश दिन सफल भएको छ ।

(५) **सञ्चालक समितिमा भएको हेरफेर र सोको कारण:**

समीक्षा अवधिमा कर्पोरेशनको सञ्चालक समितिमा हेरफेर भएको छ । सञ्चालक श्री शंकर प्रसाद पाण्डे र सञ्चालक श्री राजेन्द्रमान शेरचनले सञ्चालक पदबाट दिनुभएको राजिनामा स्वीकृत भई रिक्त हुन आएको दुई स्थान मध्ये एक स्थान सञ्चालक पदमा कम्पनी ऐन, २०६३ को दफा ८७ को उपदफा (१) को प्रतिबन्धात्मक वाक्यांशको क्रमसंख्या (२) बमोजिम बाँकी कार्यकालसम्मको लागि शेयरधनी श्री देवेन्द्रभक्त श्रेष्ठज्यूलाई नियुक्त गरिएको हुँदा वहाँको सञ्चालक पदको नियुक्तिलाई अनुमोदन गरिदिनु हुन शेयरधनी महानुभावहरूमा हार्दिक अनुरोध गर्दछौं ।

(६) **कारोवारलाई असर पार्ने मुख्य कुराहरू :**

राष्ट्रिय तथा अन्तर्राष्ट्रिय जगतमा आउने आर्थिक उतार चढाव, मुलुकमा विद्यमान अस्थिर राजनीतिक, आर्थिक, सामाजिक र प्रशासनिक परिस्थितिहरू, अस्वस्थ व्यापारिक प्रतिस्पर्धाले कर्पोरेशनको कारोवारलाई समेत असर पारेको छ ।

(७) **लेखापरीक्षण प्रतिवेदनमा कुनै कैफियत उल्लेख भएको भए सो उपर सञ्चालक समितिको प्रतिक्रिया:**

लेखापरीक्षण प्रतिवेदनमा नेपाल वित्तीय प्रतिवेदनमान बमोजिम सम्बन्धित प्रतिवेदनमा खुलाइएको कैफियत बाहेक कुनै किसिमको कैफियत नरहेको जानकारी गराउँदछौं । यस सम्बन्धमा आगामी वर्षहरूमा मिलान गर्न सक्ने बारेमा हामी विश्वस्त छौं ।

(८) **लाभांश बाँडफाँड गर्न सिफारिस गरिएको रकम :**

कर्पोरेशनले अँगालेको व्यापार विविधीकरणको नीति अनुरूप कर्पोरेशनको चुक्ता पूँजीको आवश्यकतालाई दृष्टिगत गरी विगत वर्षहरूमा शेयरधनीहरूलाई प्रतिफल दिने गरिएको परिपाटी कायम गर्दै समीक्षा वर्षमा भएको खूद मुनाफाबाट रु.३,०४,६८,११०।७२ (अक्षरेपी तीन करोड चार लाख अठसठठी हजार एकसय दश रूपैया पैसा बहत्तर मात्र) (९.५० प्रतिशत) वोनस शेयर कर प्रयोजनको लागि रु १६,०३,५८४।७८ (अक्षरेपी सोह्र लाख तीन हजार पाँचसय चौरासी रूपैया पैसा अठहत्तर मात्र) (०.५० प्रतिशत) नगद गरी जम्मा रु ३,२०,७१,६९५।५० (अक्षरेपी तीन करोड बीस लाख एकहत्तर हजार छसय पन्चानब्बे रूपैया पैसा पचास मात्र) को वोनस तथा कर प्रयोजनार्थ नगद समेत गरी जम्मा १० प्रतिशत वितरण गर्न प्रस्ताव गरेका छौं । प्रस्तावित वोनस शेयर तथा कर प्रयोजनार्थ नगद लाभांशलाई सभाबाट स्वीकृत गरिदिनुहुन अनुरोध गर्दछौं ।

अतः यस प्रतिवेदन साथ संलग्न आ.व.२०८१/०८२ को वित्तीय अवस्थाको विवरण, नाफा-नोक्सानीको विवरण, नगद प्रवाह विवरण, ईक्विटीमा भएको परिवर्तन सम्बन्धी विवरण तथा लेखा नीति तथा टिप्पणीहरू तथा लेखा परीक्षकको प्रतिवेदन समेत पारित गरिदिनुहुन अनुरोध गर्दछौं ।

(९) **शेयर जफत भएको भए जफत भएको शेयर संख्या, त्यस्तो शेयरको अंकित मूल्य, त्यस्तो शेयर जफत हुनुभन्दा अगावै सो वापत कम्पनीले प्राप्त गरेको जम्मा रकम र त्यस्तो शेयर जफत भएपछि सो शेयर बिक्री गरी कम्पनीले प्राप्त गरेको रकम तथा जफत भएको शेयर बापत रकम फिर्ता गरेको भए सोको विवरण:**

कर्पोरेशनले कुनै पनि शेयर जफत नगरेको व्यहोरा शेयरधनी महानुभावहरूलाई जानकारी गराउँदछौं ।



(१०) विगत आर्थिक वर्षमा कम्पनी र यसको सहायक कम्पनीको कारोबारको प्रगति र सो आर्थिक वर्षको अन्त्यमा रहेको स्थितिको पुनरावलोकन:

कर्पोरेशनका सहायक कम्पनीहरू मध्ये खाद्य उद्योग लिमिटेड, हिमालयन खाद्य एवं प्याकिङ्ग उद्योग लिमिटेड र मेट्रो काठमाडौं ग्यास इण्डिष्ट्रिज लिमिटेड, एस टी सी होल्डीङ्ग र एसटीसी रि इन्स्युरेन्स ब्रोकरले कारोवार सञ्चालन गरिरहेको छ । हालै नेपाल वनस्पति घ्यू उद्योग लिमिटेडले तोरीको तेल उत्पादन सुरु गरी कारोवार सुरु गरी सकेकोछ, भने उपहार हाउजिङ्ग कम्पनी लिमिटेडले आफ्नो कारोवार सञ्चालन गर्न आवश्यक पूर्वाधारहरू तयार गर्दै आएकोछ । उक्त कम्पनीहरूको कारोवारको प्रगति विवरण सामान्य रहेको छ ।

(११) कम्पनी तथा त्यसको सहायक कम्पनीले आर्थिक वर्षमा सम्पन्न गरेका प्रमुख कारोवारहरू र सो अवधिमा कम्पनीको कारोवारमा आएको कुनै महत्वपूर्ण परिवर्तन:

यस आर्थिक वर्षमा कर्पोरेशनले गरेको कारोवारको विवरण संलग्न वित्तीय विवरणको नाफा नोक्सान हिसाव अन्तर्गत रहेको छ । सहायक कम्पनीहरूमा खाद्य उद्योग लिमिटेड, हिमालयन खाद्य एवं प्याकिङ्ग उद्योग लिमिटेड र उपहार हाउजिङ्ग कम्पनीहरूले आफ्नो कारोवार गरिरहेका छन् । नेपाल वनस्पति घ्यू उद्योगबाट हालै तोरीको तेल उत्पादन सुरु भएको हुँदा आफ्नो छुट्टै ब्राण्डमा बजारमा आउन लागेकोछ । मोरङ्ग सुगर मिल्स संचालनमा नभएको भएता पनि उखु फार्म सञ्चालन गरिरहेको छ । मेट्रो काठमाडौं ग्यास इण्डिष्ट्रिज लिमिटेडले आफ्नो उत्पादन एसटीसी ब्राण्डको एल.पी ग्यास आम उपभोक्ताहरूले उपभोग गरिरहेका शेयरधनी महानुभावहरूलाई जानकारी गराउँदछौं ।

(१२) विगत आर्थिक वर्षमा कम्पनीको आधारभूत शेयरधनीहरूले कम्पनीलाई उपलब्ध गराएको जानकारी:

शेयरधनीहरूबाट कम्पनीलाई कुनै विशेष जानकारी प्राप्त नभएको अवगत गराउँदछौं ।

(१३) विगत आर्थिक वर्षमा कम्पनीका सञ्चालक तथा पदाधिकारीहरूले लिएको शेयरको स्वामित्वको विवरण र कम्पनीको शेयर कारोवारमा निजहरू संलग्न रहेको भए सो सम्बन्धमा निजहरूबाट कम्पनीले प्राप्त गरेको जानकारी :

२०८२ आषाढ मसान्तसम्ममा यस कर्पोरेशनका हालका सञ्चालक तथा पदाधिकारीहरूले लिएको शेयर स्वामित्वको विवरण निम्नानुसार रहेको छ । तल उल्लेख गरिएको बाहेक अन्य शेयर कारोवारमा कर्पोरेशनका सञ्चालक तथा पदाधिकारीहरू संलग्न रहेको जानकारी कर्पोरेशनलाई प्राप्त भएको छैन ।

२०८२ आषाढ मसान्तसम्ममा सञ्चालक तथा पदाधिकारीहरूले लिएको शेयर स्वामित्वको विवरण :

सि.न	शेयरधनी वा संस्थाको नाम	प्रतिनिधिको नाम	शेयर कित्ता
१	नेपाल सरकार, महालेखा नियन्त्रक कार्यालय र वाणिज्य विभाग	श्री शिवराम पोखरेल	३७१५६९
२	साविक नेशनल ट्रेडिङ्ग लिमिटेड, हाल खाद्य व्यवस्था तथा व्यापार कम्पनी लिमिटेड, भद्रकाली, काठमाडौं	श्री रमेश आचार्य	३०९७३५
३	श्री प्रदिपलाल श्रेष्ठ, ठहेंटी, काठमाडौं	—	२६६५४
४	श्री अञ्जन श्रेष्ठ, मैतिदेवी, काठमाडौं	—	९१५८
५	श्री नारायणदास मानन्धर ठहेंटी, काठमाडौं	—	५१५१८
६	श्री राजेश कुमार श्रेष्ठ, भोजपुर	—	१३९१
७	श्री सुनिल श्रेष्ठ, नयाँबजार, काठमाडौं	—	३०४
८	श्री देवेन्द्रभक्त श्रेष्ठ, ललितपुर	—	४३८
९	श्रीमती उर्मिला श्रेष्ठ	प्रमुख कार्यकारी अधिकृत	३८११

(१४) विगत आर्थिक वर्षमा कम्पनीसँग सम्बन्धित सम्भौताहरूमा कुनै सञ्चालक तथा निजको नजिकको नातेदारको व्यक्तिगत स्वार्थको बारेमा उपलब्ध गराइएको जानकारी व्यहोरा:

कर्पोरेशनसँग सम्बन्धित सम्भौताहरूमा कुनै सञ्चालक तथा निजको नजिकको नातेदारको व्यक्तिगत स्वार्थ नरहेको जानकारी गराउँदछौं ।



- (१५) कम्पनीले आफ्नो शेयर आफैले खरीद गरेको भए त्यसरी आफ्नो शेयर खरीद गर्नुको कारण, त्यस्तो शेयरको संख्या र अंकित मूल्य तथा त्यसरी शेयर खरीद गरे वापत कम्पनीले भुक्तान गरेको रकम:
कर्पोरेशनले आफ्नो शेयर आफैले खरीद नगरेको जानकारी गराउँदछौं ।
- (१६) आन्तरिक नियन्त्रण प्रणाली भए वा नभएको र भएको भए सोको विस्तृत विवरण:
कर्पोरेशनमा आन्तरिक नियन्त्रण प्रणाली विद्यमान रहेको छ । दैनिक रूपमा कर्मचारीहरूले गर्ने कार्यहरू प्रमुख कार्यकारी अधिकृत र प्रमुख कार्यकारी अधिकृतले तोकिएको अधिकारीले अनिवार्य रूपमा स्वीकृत गर्नुपर्ने व्यवस्था मिलाइएको छ । यसका अतिरिक्त कर्पोरेशनमा अख्तियारी सीमाको व्यवस्था गरिएको छ । आन्तरिक नियन्त्रण प्रणाली पालना गरे नगरेको तथा यसमा निरन्तर अध्ययन गरी सुधार गर्नको लागि एक छुट्टै आन्तरिक लेखा परीक्षण विभागको व्यवस्था गरिएको छ ।
- (१७) विगत आर्थिक वर्षको कुल व्यवस्थापन खर्च:
कर्पोरेशनको आर्थिक वर्ष २०८१/०८२ को व्यवस्थापन खर्चको विवरण संलग्न वित्तीय विवरणको अनुसूची २५ र २६ अन्तर्गत रहेको छ ।
- (१८) लेखापरीक्षण समितिका सदस्यहरूको नामावली, निजहरूले प्राप्त गरेको पारिश्रमिक, भत्ता तथा सुबिधा, सो समितिले गरेको काम कारबाहीको विवरण र सो समितिले कुनै सुझाव दिएको भए सोको विवरण:
प्रचलित कम्पनी ऐनमा व्यवस्था भए अनुसार कर्पोरेशनमा हालै निम्न अनुसारको लेखापरीक्षण समितिको गठन गरिएको छ ।
(क) सञ्चालक श्री अञ्जन श्रेष्ठ : संयोजक
(ख) सञ्चालक श्री राजेश कुमार श्रेष्ठ : सदस्य
(ग) आ.ले.प. विभाग प्रमुख : सदस्य-सचिव
समीक्षा वर्षमा लेखापरीक्षण समितिले कर्पोरेशनको सञ्चालन, वित्तीय प्रणालीको समीक्षा, लेखापरीक्षण प्रतिवेदनहरूको समीक्षा गरी आवश्यक सुधारका लागि व्यवस्थापनलाई राय सुझाव तथा निर्देशन दिने गरेको छ । लेखापरीक्षण समितिका संयोजकलाई प्रति बैठक रु. ५,५००।०० र सदस्यलाई प्रति बैठक रु. ५,०००।०० बैठक भत्ता उपलब्ध गराइएको छ । आ.व.२०८१/०८२ मा सो समितिलाई बैठक भत्ता वापत रु. १,०८,५००।- भुक्तानी गरिएको छ ।
- (१९) सञ्चालक, प्रबन्ध सञ्चालक, कार्यकारी प्रमुख, कम्पनीका आधारभूत शेयरधनी वा निजको नजिकका नातेदार वा निज संलग्न रहेको फर्म, कम्पनी वा संगठित संस्थाले कम्पनीलाई कुनै रकम बुझाउन बाँकी भए सो कुरा:
कर्पोरेशनका सञ्चालक, प्रबन्ध सञ्चालक, प्रमुख कार्यकारी अधिकृत, कम्पनीका आधारभूत शेयरधनी वा निजको नजिकका नातेदार वा निज संलग्न रहेको फर्म, कम्पनी वा संगठित संस्थाले कम्पनीलाई कुनै रकम बुझाउन बाँकी नरहेको जानकारी गराउँदछौं ।
- (२०) सञ्चालक, प्रबन्ध सञ्चालक, कार्यकारी प्रमुख तथा पदाधिकारीलाई भुक्तानी गरिएको पारिश्रमिक, भत्ता तथा सुबिधाको रकम:
कर्पोरेशनको सञ्चालक समितिको अध्यक्षलाई प्रति बैठक रु.१२,०००।- सञ्चालकलाई प्रति बैठक रु.१०,०००।-उपलब्ध गराइएको छ भने समितिका संयोजकलाई प्रति बैठक रु.५,५००।- र सदस्यहरूलाई प्रति बैठक रु.५,०००।- रूपैयाँ बैठक भत्ता उपलब्ध गराइएको छ । प्रमुख कार्यकारी अधिकृतलाई सञ्चालक समितिमा प्रति बैठक रु.१०,०००।- र उपसमितिको बैठकमा प्रति बैठक रु.५,०००।- बैठक भत्ता उपलब्ध गराइएको छ । साथै व्यापार प्रवर्द्धन खर्च वापत अध्यक्ष तथा सञ्चालकहरूलाई मासिक रु.१०,०००।- उपलब्ध गराइएको छ ।
साथै प्रमुख कार्यकारी अधिकृत, नायव प्रमुख कार्यकारी अधिकृत, सहायक प्रमुख कार्यकारी अधिकृत, विभागीय प्रबन्धक, कम्पनी सचिव र प्रबन्धक तहसम्मका पदाधिकारीहरूलाई पारिश्रमिक, भत्ता तथा अन्य सुबिधा वापत रु.३,८१,८१,२३०।- (अक्षरेपी तीन करोड एकासी लाख एकासी हजार दुई सय तीस रूपैयाँ मात्र) भुक्तानी गरिएको छ ।
- (२१) शेयरधनीहरूले बुझिलिन बाँकी रहेको लाभांश रकम:
आर्थिक वर्ष २०८०/०८१ आषाढ मसान्तसम्ममा शेयरधनीहरूले लाभांश रकम रु. ५,९३,७०,९६३।- (अक्षरेपी पाँच करोड त्रियानव्वे लाख सत्तरी हजार एकसय त्रिसठ्ठी मात्र) बुझिलिन बाँकी रहेको छ । आ.व २०७६/०७७, २०७८/०७९ र २०८०/०८१ को नेपाल सरकारबाट स्वीकृत प्राप्त भई नसकेको हुँदा उक्त रकम यसमा उल्लेख गरिएको छैन ।



(२२) दफा १४१ बमोजिम सम्पत्ति खरीद बिक्री गरेको विवरण:

वासलातको आर्थिक प्रतिवेदनमा उल्लेख छ ।

(२३) दफा १७५ बमोजिम सम्बद्ध कम्पनी बीच भएको कारोवारको विवरण:

कर्पोरेशनका सम्बद्ध कम्पनीहरूसित भएको कारोवारको विवरण संलग्न वित्तीय विवरणको अनुसूची ३१ अन्तर्गत रहेको ।

(२४) यस ऐन तथा प्रचलित कानून बमोजिम सञ्चालक समितिको प्रतिवेदनमा खुलाउनु पर्ने अन्य कुनै कुरा:

कर्पोरेशन तत्कालीन कम्पनी ऐन २००७ अनुसार मिति २०२०/०५/२७ मा दर्ता एवं संस्थापना भै समय समयमा कर्पोरेशनको प्रबन्धपत्र नियमावलीमा संशोधन गरी आएकोमा विद्यमान कम्पनी ऐन, २०६३ ले पब्लिक कम्पनीको प्रबन्धपत्र एवं नियमावलीमा व्यापक परिमार्जन गरी सोको ढाँचा समेत नेपाल राजपत्रमा तोकी प्रकाशन गरेकोमा कर्पोरेशनको प्रबन्धपत्र एवं नियमावलीलाई विद्यमान कम्पनी ऐन अनुसार परिमार्जन संशोधन गरी तोकिएको ढाँचामा प्रतिस्थापन गर्न उपयुक्त देखिएकोले सो अनुसार प्रबन्धपत्र नियमावली परिमार्जन र प्रतिस्थापन गरी यसै साधारणसभामा शेयरधनीहरूबाट पारित एवं स्वीकृत गर्नका लागि प्रस्ताव पेश गरिएको हुँदा सो प्रस्तावलाई शेयरधनी महानुभावबाट पारित गरी दिन हार्दिक अनुरोध गर्दछु ।

(२५) अन्य आवश्यक कुराहरू :

लेखापरीक्षक नियुक्ति

प्रचलित कम्पनी ऐनको दफा १११ (३) बमोजिम यस कर्पोरेशनको लेखापरीक्षण समितिले चालु आ.व. २०८२/०८३ का लागि लेखापरीक्षण गर्न श्री कुवेर एन भट्टराई एण्ड कम्पनी चार्टर्ड एकाउण्टेण्टस्लाई लेखापरीक्षकमा नियुक्त गरी पारिश्रमिक वापत नेपाल चार्टर्ड एकाउण्टेण्टस् संस्थाले जारी गरेको लेखा व्यवसायी फर्मको मापदण्ड तथा शुल्क सम्बन्धी निर्देशिका, २०७८ (पहिलो संशोधन २०८०) ले व्यवस्था गरेको कारोवार रकमको आधारमा न्यूनतम शुल्क लागू हुने गरी सिफारिश भएको हुँदा सोको अनुमोदन गरिदिनु हुन अनुरोध गर्दछौं ।

कृतज्ञता ज्ञापन:

कर्पोरेशनको संस्थागत विकासमा अमूल्य योगदान गर्नुहुने सम्पूर्ण शेयरधनी महानुभावहरू, नेपाल सरकार र सरकारका विभिन्न मन्त्रालय, विभाग र निकायहरू, वित्तीय संस्थाहरूका साथै आफ्नो अथक परिश्रम तथा लगनशीलताद्वारा कर्पोरेशनको कार्य सञ्चालनमा अमूल्य योगदान गर्नुहुने सम्पूर्ण कर्मठ कर्मचारी साथीहरूको योगदानको सराहना गर्दै सञ्चालक समितिको तर्फबाट सबैलाई हार्दिक कृतज्ञता ज्ञापन गर्दछु ।

संस्था प्रतिको अटूट आस्थालाई जगेर्ना गर्दै निरन्तर विश्वास गरिरहने हाम्रा ग्राहक महानुभावहरूले गरेको विश्वासका निमित्त उहाँहरूप्रति विशेष आभार तथा हार्दिक कृतज्ञता ज्ञापन गर्दछु । साथै सबैको शुभेच्छा तथा सहयोगले आउँदा दिनहरू अझ उपलब्धिमूलक बनाउने प्रण गर्दछौं ।

अन्त्यमा, उपस्थित सम्पूर्ण महानुभावहरूलाई हार्दिक धन्यवाद ज्ञापन गर्दै यो प्रतिवेदन यही समाप्त गर्दछु ।

धन्यवाद

नारायणदास मानन्धर

सञ्चालक

प्रदिपलाल श्रेष्ठ

अध्यक्ष

मिति २०८३।०१।२९

Kuber N. Bhattarai & Co.
Chartered Accountants

Thirbun Marg, Gyaneshwor
Kathmandu, Nepal, PO Box : 890
Phone : +977 1 4516547, 4546395
Email : info@kuber.com.np
URL : www.kuber.com.np

INDEPENDENT AUDITOR'S REPORT

To,
The Shareholders
Salt Trading Corporation Ltd.
Kalimati, Kathmandu

Qualified Opinion

We have audited the financial statements of **Salt Trading Corporation Ltd.** (The Entity/ Company) which comprise the Statement of Financial Position as at 32 Ashad 2082 (16 July 2025), Statement of Profit or Loss, Statement of Other Comprehensive Income, Statement of Cash Flows, Statement of Changes in Equity and Notes to the Financial Statements for the year then ended.

In our opinion, except for the effect of the matters described in the basis for qualified opinion paragraph, the accompanying financial statements give true and fair view, in all material respect, of the financial position of the entity as at 32 Ashad 2082 (16 July 2025), and its financial performance and cash flows for the year then ended in accordance with Nepal Financial Reporting Standards (NFRS).

Basis for Qualified Opinion

- 1) Para 5.5.1 & 5.5.15 of NFRS-9 "Financial Instruments", requires an entity to recognize a loss allowance for expected credit losses on a financial asset. Further, an entity shall always measure the loss allowance for trade receivables at an amount equal to lifetime expected credit losses. The entity has provided for loss allowance on trade receivables that amounts to NPR 19.63 Crore. However, we could not ensure the sufficiency of loss allowance based on lifetime expected credit loss method as required by NFRS-9.
- 2) The entity has invested in various companies and have controls and/ or significant influences in some of them. As at reporting date, the entity has seven subsidiaries companies totaling to the investment amount of NPR 15.87 Crore, whereas investment in six associates companies amounts to NPR 41.15 Crore.

NFRS 10 "Consolidated Financial Statements" requires the entity to consolidate the financial statements of its subsidiaries. However, the entity has not consolidated financial statements of its subsidiaries as required by NFRS 10.

NAS 28 "Investment in Associates and Joint Venture" requires the entity to report its investment in associates under equity method. However, the entity has not accounted for its investment in associates as required.

- 3) The Entity provides defined benefits plan under gratuity and leave to its employees. The net liability on such defined benefit obligations has been provided by the entity based on estimate and judgements of the management. During the year, entity has added provisions of NPR 5.72 Crore and the cumulative provisions as at the reporting date is NPR 36.65 Crore.





Kuber N. Bhattarai & Co. Chartered Accountants

NAS 19-Employee benefits require the entity to determine the obligation under defined benefits plans on the basis of actuarial valuation. Since these defined plans have not been determined on the basis of actuarial valuation, we are unable to determine the impact on the financial position and the operating results.

- 4) The entity has investment in equity instruments and preferred stocks of different companies. Such investments are required to be measured at fair value as per the requirements of NFRS 9- Financial Instruments. However, the entity has opted to measure such investments at cost less impairment, if any.

We conducted our audit in accordance with Nepal Standard on Auditing (NSAs). Our responsibilities under those standards are further described in the *Auditor's responsibilities for the Audit of the Financial Statements* section of our report. We are independent of the entity in accordance with the ICAN's *Handbook of Code of Ethics for Professional Accountants* together with the ethical requirements that are relevant to our audit of financial statements, and we have fulfilled our other ethical responsibilities in accordance with these requirements and the ICAN's *Handbook of the Code of Ethics for Professional Accountants*. We believe that the audit evidence we have obtained is sufficient and appropriate to provide a basis for our opinion.

Emphasis Of Matter

We draw attention to the following matters disclosed in the financial statements, which, in our judgment, are of such importance that they are fundamental to users' understanding of the financial statements. Our opinion is not modified in respect of these matters.

1) Cash Dividend

As disclosed in Note 15.3 of "Notes to the Financial Statements", the company had proposed cash dividend of NPR. 32,017,695 for FY 2080-81, NPR. 10,991,243 for FY 2078-79 and NPR 7,425,165 for FY 2078-79 respectively which had been approved by the respective AGM of the company however has not been distributed to the shareholders till date; due to pending approval from Government of Nepal as per Section 182(2) of the Companies Act 2063.

2) Stock in Transit

As referred in Note 9.2 of "Notes to the Financial Statements" Stock in transit amounting to NPR 2,144,705,200 as at Ashad 32, 2082 (July 16, 2025) represents goods dispatched by suppliers but not physically received as at the reporting date. All such stock in transit has been fully received by the company up to the date of approval of these financial statements.

Key Audit Matters

Key audit matters are those matters that, in our professional judgment, were of most significance in the audit of the consolidated financial statements. These matters were addressed in the context of our audit of the financial statements, and in forming our opinion thereon, but we do not provide a separate opinion on these matters. For each matter below, our description of how our audit addressed the matter is provided in that context. In addition to the matters described in the Basis for Qualified Opinion Section, we have determined the matters described below to be the key audit matters to be communicated in our report.



[Handwritten signature]



Kuber N. Bhattarai & Co.
Chartered Accountants

Key Audit Matters	The response
<p>1. Inventories</p> <p>As at the reporting date the value of Inventories amounted to NPR 4.28 Arab including Stock in Transit inventories amounting to NPR 2.14 Arab.</p> <p>Inventories were considered as a key audit matter due to the size of balance, difficulty in physical counting and because of involvement of management's judgement in inventory valuation.</p>	<p>To address the risk of material error in inventories our audit procedures included following activities amongst others:</p> <ol style="list-style-type: none"> 1) We have assessed the compliance of entity's accounting policies over inventory with applicable financial reporting standards. 2) On major locations, we have tested the effectiveness of key controls over its in-out process, record maintenance and physical storage. 3) On Major locations, physical verifications were carried out by considering the volume of major inventories. <p>We assessed the appropriateness of the procedures performed and considered to be acceptable.</p>

Other Matter

The following matters are other than those presented or disclosed in the financial statements that, in our judgment, are relevant to users' understanding of the audit, the auditor's responsibilities, or the auditor's report. The audit opinion is not modified because of these matters.

- We draw your attention to audit findings, as included in the 'Management Letter' section of our report which identify financial reporting weaknesses, internal control weaknesses and audit recommendations to address them, which we came across during the course of our audit.

Information other than the Financial Statements and auditor's Report Thereon

The STCL's Management is responsible for the preparation of the other information. The other information comprises the information included in the Management report, Report of the Board of Directors and Chairman's statement but does not include the financial statements and our auditor's report thereon.

Our opinion on the financial statements does not cover the other information and we do not express any form of assurance conclusion thereon.

In connection with our audit of the financial statements, our responsibility is to read the other information and, in doing so, consider whether the other information is materially inconsistent with the financial statements or our knowledge obtained during the course of our audit or otherwise appears to be materially misstated.

If, based on the work we have performed, we conclude that there is a material misstatement of this other information, we are required to report that fact. We have nothing to report in this regard.

Responsibilities of Management and Those Charged with Governance for the Financial statement

Management is responsible for the preparation and fair presentation of the financial statements in accordance with Nepal Financial Reporting Standards, and for such internal control as management determines is necessary to enable the preparation of financial statements that are free from material misstatement, whether due to fraud or error.



19



Kuber N. Bhattarai & Co. Chartered Accountants

In preparing the financial statements, management is responsible for assessing the entity's ability to continue as a going concern, disclosing as applicable, matters related to going concern and using the going concern basis of accounting unless management either intends to liquidate the company or to cease operations, or has no realistic alternative but to do so.

Those charged with governance are responsible for overseeing the entity's financial reporting process.

Auditor's Responsibilities for the audit of the financial statements

Our objectives are to obtain reasonable assurance about whether the financial statement as a whole are free from material misstatement, whether due to fraud or error, and to issue an auditor's report that includes our opinion. Reasonable assurance is a high level of assurance, but is not a guarantee that an audit conducted in accordance with NSAs will always detect a material misstatement when it exists. Misstatement can arise from fraud or error and are considered material if, individually or in aggregate, they could reasonably be expected to influence the economic decisions of users taken on the basis of these financial statements.

As part of an audit in accordance with NSAs, we exercise professional judgment and maintain professional skepticism throughout the audit. We also:

- Identify and assess the risks of material misstatement of the financial statements, whether due to fraud or error, design and perform audit procedures responsive to those risks, and obtain audit evidence that is sufficient and appropriate to provide a basis for our opinion. The risk of not detecting a material misstatement resulting from fraud is higher than for one resulting from error, as fraud may involve collusion, forgery, intentional omissions, misrepresentations, or the override of internal control.
- Obtain an understanding of internal financial controls relevant to the audit in order to design audit procedures that are appropriate in the circumstances, but not for the purpose of expressing an opinion on the effectiveness of the entity's internal control.
- Evaluate the appropriateness of accounting policies used and the reasonableness of accounting estimates and related disclosures made by management.
- Conclude on the appropriateness of management's use of the going concern basis of accounting and, based on the audit evidence obtained, whether a material uncertainty exists related to events or conditions that may cast significant doubt on the entity's ability to continue as a going concern. If we conclude that a material uncertainty exists, we are required to draw attention in our auditor's report to the related disclosures in the financial statements or, if such disclosures are inadequate, to modify our opinion. Our conclusions are based on the audit evidence obtained up to the date of our auditor's report. However, future events or conditions may cause the entity to cease to continue as a going concern.
- Evaluate the overall presentation, structure, and content of the financial statements, including the disclosures, and whether the financial statements represent the underlying transactions and events in a manner that achieves fair presentation

We communicate with those charged with governance regarding, among other matters, the planned scope and timing of the audit and significant audit findings, including any significant deficiencies in internal control that we identify during our audit.



9.



Kuber N. Bhattarai & Co.
Chartered Accountants

We also provide those charged with governance with a statement that we have complied with relevant ethical requirements regarding independence, and to communicate with them all relationships and other matters that may reasonably be thought to bear on our independence, and where applicable, related safeguards. From the matters communicated with those charged with governance, we have determined those matters that were of most significance in the audit of the financial statements of the current period, therefore they are described in our Auditor's Report.

Report on other Legal and Regulatory Requirements

- We have obtained satisfactory Information and explanations which to the best of our knowledge and belief were necessary for the purpose of audit.
- The books of accounts of the company have been maintained as per requirement of the Companies Act, 2063.
- The financial statements are in agreement with books of accounts of the company.
- The enclosed financial statements which comprise the Statement of Financial Position as at 32 Ashad 2082 (16 July 2025), Statement of Profit or Loss, Statement of Other Comprehensive Income, Statement of Cash Flows, Statement of Changes in Equity and Notes to the Financial Statements for the year then ended are prepared and presented in conformity with NFRS, except for the matters mentioned in basis for qualified opinion paragraph.
- To the best of our information and according to the explanations given to us and so far appeared from our examination of the books of account of the company necessary for the purpose of our audit, we have not come across the cases where Board of Directors or any employees of the Entity have acted contrary to the provision of law relating to the accounts, or committed any misappropriation or caused loss or damage to the entity except as mentioned in the Note 35.3 of "Notes to the Financial Statements",
- To the best of our information and according to the explanations given to us during our audit, we observed that the business of the company was conducted satisfactorily, and the company's transactions were found to be within the scope of its authority.

CA Anil Joshi
Partner



Place: Kathmandu
Date: 28 Magh 2082 (11 February 2026)

UDIN: 260211CA00367UJZwc



SALT TRADING CORPORATION LIMITED

STATEMENT OF FINANCIAL POSITION

AS AT ASHAD 32, 2082 (JULY 16, 2025)

In NPR

Particulars	Note	As at Ashad 32, 2082 (July 16,2025)	As at Ashad 31, 2081 (July 15, 2024)
ASSETS			
NON-CURRENT ASSETS			
a) Property, plant and equipment	3/4	1,443,199,969	1,446,114,038
b) Capital work-in-progress	3/4	-	123,695
c) Intangible assets	3/4	1,560,581	1,228,438
d) Financial assets			
Investments	6	653,315,491	579,115,380
Advance for investment in equity instruments		-	-
e) Other non-current assets	7 (a)	1,614,966,262	1,673,423,299
f) Deferred tax assets (net)	8	238,779,424	206,097,083
Total non-current assets		3,951,821,727	3,906,101,933
CURRENT ASSETS			
a) Inventories	9	4,284,338,608	3,309,161,604
b) Financial assets			
Trade receivables	10	945,076,976	1,079,835,984
Cash and cash equivalents	11	3,269,229,356	330,418,332
Other bank balances	12	12,853,464	11,871,647
Receivable from Nepal Government (net)	13	367,716,123	276,089,951
c) Other current assets	7 (b)	633,615,150	605,427,676
d) Advance Tax (Net)	18	-	40,875,492
Total current assets		9,512,829,677	5,653,680,686
TOTAL ASSETS		13,464,651,404	9,559,782,619
EQUITY AND LIABILITIES			
EQUITY			
a) Equity			
Share capital	14	320,716,955	320,716,955
b) Other equity			
Retained Earnings & Reserves	15	1,308,939,751	1,293,631,344
Total equity		1,629,656,706	1,614,348,299
NON-CURRENT LIABILITIES			
a) Financial liabilities			
Borrowings	16 (a)	-	22,500,000
Other financial liabilities	17 (a)	383,459,809	430,313,464
b) Current tax liabilities (net)	18	8,091,529	-
Total non-current liabilities		391,551,338	452,813,464
CURRENT LIABILITIES			
a) Financial Liabilities			
Borrowings	16 (b)	2,470,652,570	4,326,032,856
Trade payables	19	8,349,251,815	2,645,573,579
Other financial liabilities	17 (b)	501,935,226	405,445,189
b) Other current liabilities	20	121,603,749	115,569,232
Total current liabilities		11,443,443,360	7,492,620,856
TOTAL EQUITY AND LIABILITIES		13,464,651,404	9,559,782,619

As per our report of even date

Oam Siddhi Gubhaju
Deputy Chief Executive Officer
Finance & Accounts Division

Urmila Shrestha
Chief Executive Officer

Pradip Lal Shrestha
Chairperson

CA Anil Joshi
Partner
Kuber N. Bhattarai & Co.
Chartered Accountants

Board of Directors

Shivaram Pokharel

Ramesh Acharya

Anjan Shrestha

Narayan Das Manandhar

Rajesh Kumar Shrestha

Sunil Shrestha

Devendra Bhakta Shrestha

Place: Kathmandu

Date: Magh 28, 2082 (February 11, 2026)



SALT TRADING CORPORATION LIMITED
STATEMENT OF PROFIT OR LOSS
FOR THE YEAR ENDED ASHAD 32, 2082 (JULY 16, 2025)

In NPR

Particulars	Note	For the year ended Ashad 32, 2082 (July 16, 2025)	For the year ended Ashad 31, 2081 (July 15, 2024)
Revenue from operations	21	9,381,829,169	13,350,329,079
Less: Cost of goods sold	22	6,697,119,642	10,340,533,272
Less: Trading Expenses	23	1,629,203,196	1,960,004,098
Gross profit		1,055,506,331	1,049,791,709
Other operating income	24	77,361,672	89,200,791
Total income from operations		1,132,868,003	1,138,992,500
Employee benefit expenses	25	356,368,803	322,223,375
Administration and Other Expenses	26.1	190,809,007	153,888,730
Provision for Doubtful debts & Advances	26.2	65,000,000	-
Operating profit		520,690,193	662,880,395
Depreciation and amortisation	3/4	12,245,911	12,840,606.82
Finance costs	27	414,492,535	576,860,622
Profit before tax		93,951,747	73,179,166
Income tax expenses			
Current tax	28	63,385,659	31,934,477
Deferred tax	28	(32,682,340)	(643,639)
Profit for the year		63,248,428	41,888,328
Earning per equity share (face value of Rs. 100 each)			
Basic EPS	29	19.72	13.06
Diluted EPS	29	19.72	13.06

As per our report of even date

Oam Siddhi Gubhaju
Deputy Chief Executive Officer
Finance & Accounts Division

Urmila Shrestha
Chief Executive Officer

Pradip Lal Shrestha
Chairperson

CA Anil Joshi
Partner
Kuber N. Bhattarai & Co.
Chartered Accountants

Board of Directors

Shivaram Pokharel

Ramesh Acharya

Anjan Shrestha

Narayan Das Manandhar

Rajesh Kumar Shrestha

Sunil Shrestha

Devendra Bhakta Shrestha

Place: Kathmandu

Date: Magh 28, 2082 (February 11, 2026)



SALT TRADING CORPORATION LIMITED
STATEMENT OF OTHER COMPREHENSIVE INCOME
FOR THE YEAR ENDED ASHAD 32, 2082 (JULY 16, 2025)

In NPR

Particulars	Note	For the year ended Ashad 32, 2082 (July 16, 2025)	For the year ended Ashad 31, 2081 (July 15, 2024)
Profit for the year		63,248,428	41,888,328
Other comprehensive income			
Items that will not be reclassified to profit or loss:			
(i) Remeasurements of Defined Benefit Obligations		-	-
(ii) Gain/ (losses) irrevocably designated items at FVTOCI		-	-
(iii) Revaluation of Property plant and equipment		-	-
(iv) Income tax credit/(charge) relating to these items		-	-
Items that will be reclassified to profit or loss:			
(i) Foreign Currency translation reserves		-	-
(ii) Change in fair value of debt instruments measured at fair value through OCI		-	-
(iii) Gains /(losses) on cash flow hedge		-	-
(iv) Income tax credit/(charge) relating to these items		-	-
Other comprehensive income		-	-
Total comprehensive income for the year		63,248,428	41,888,328

As per our report of even date

Oam Siddhi Gubhaju
Deputy Chief Executive Officer
Finance & Accounts Division

Urmila Shrestha
Chief Executive Officer

Pradip Lal Shrestha
Chairperson

CA Anil Joshi
Partner
Kuber N. Bhattarai & Co.
Chartered Accountants

Board of Directors

Shivaram Pokharel

Ramesh Acharya

Anjan Shrestha

Narayan Das Manandhar

Rajesh Kumar Shrestha

Sunil Shrestha

Devendra Bhakta Shrestha

Place: Kathmandu

Date: Magh 28, 2082 (February 11, 2026)



SALT TRADING CORPORATION LIMITED
STATEMENT OF CASH FLOWS
FOR THE YEAR ENDED ASHAD 32, 2082 (JULY 16, 2025)

Particulars	For the year ended Ashad 32, 2082 (July 16, 2025)	For the year ended Ashad 31, 2081 (July 15, 2024)
A. CASH FLOW FROM OPERATING ACTIVITIES		
Profit before tax	93,951,747	73,179,166
Adjustments for :		
Depreciation and amortisation	12,245,911	12,840,607
Allowance for investments	-	-
Allowance for doubtful debts	40,000,000	-
Allowance for doubtful advances	25,000,000	-
Interest expense	414,492,535	576,860,622
Interest income	(29,871,345)	(28,355,575)
Prior Period Adjustments	-	9,344,485
Dividend Paid	(32,017,696)	
Dividend income	(13,158,003)	(5,058,388)
Operating profit before working capital changes	510,643,150	638,810,917
Adjustments for :		
(Increase)/decrease in inventory	(975,177,004)	5,906,908
(Increase)/decrease in trade receivables, loans and other assets	100,028,571	(579,974,999)
Increase/(decrease) in trade payables, other liabilities and provisions	5,759,349,135	(1,524,813,142)
(Increase)/ Decrease in transactions with Government of Nepal	(91,626,172)	(72,438,179)
Cash generated from operation	5,303,217,680	(1,532,508,496)
Income tax paid	(14,418,637)	(87,795,937)
Net cash from operating activities	5,288,799,043	(1,620,304,433)
B. CASH FLOW FROM INVESTING ACTIVITIES		
Purchase of property, plant and equipment	(25,462,616)	(3,426,094)
Investment in plan assets of defined benefit obligations	(57,200,111)	(39,401,469)
Investment in equity and other instruments	(17,000,000)	10,274,070
Interest received	29,871,345	28,355,575
Dividend received	13,158,003	5,058,388
Net cash generated from / (used in) investing activities	(56,633,379)	860,470
C. CASH FLOW FROM FINANCING ACTIVITIES		
Increase/(decrease) in short term loan	(22,500,000.00)	2,242,537,068
Increase/(decrease) in term loan	(1,855,380,286)	(60,000,000)
Interest paid	(414,492,535)	(576,860,622)
Dividend paid	-	(2,201,653)
Net cash generated from / (used in) financing activities	(2,292,372,821)	1,603,474,793
Net increase / (decrease) in cash and cash equivalents	2,939,792,841	(15,969,170)
Cash and cash equivalents at the beginning of the year	342,289,979	358,259,149
Cash and cash equivalents at the end of the year	3,282,082,820	342,289,979
Cash and cash equivalents comprise of:		
Cash on hand	3,108,002	7,568,052
Gold and silver coins (stated at cost)	15,323	15,323
Balance with banks in current accounts	2,831,059,658	231,729,027
Balance with banks in call accounts	435,046,373	91,105,930
Other bank balances	12,853,464	11,871,647
Total	3,282,082,820	342,289,979

As per our report of even date

Oam Siddhi Gubhaju
Deputy Chief Executive Officer
Finance & Accounts Division

Urmila Shrestha
Chief Executive Officer

Pradip Lal Shrestha
Chairperson

CA Anil Joshi
Partner
Kuber N. Bhattarai & Co.
Chartered Accountants

Board of Directors

Shivaram Pokharel

Ramesh Acharya

Anjan Shrestha

Narayan Das Manandhar

Rajesh Kumar Shrestha

Sunil Shrestha

Devendra Bhakta Shrestha

Place: Kathmandu

Date: Magh 28, 2082 (February 11, 2026)



SALT TRADING CORPORATION LIMITED
STATEMENT OF CHANGES IN EQUITY
FOR THE YEAR ENDED ASHAD 32, 2082 (JULY 16, 2025)

Particulars	In NPR					
	Share capital	Retained earnings	Capital donation fund	Revaluation Surplus	Deferred Tax Reserve	Total
Balance as at Ashad 31, 2080 (July 16, 2023)	278,884,309	226,946,994	474,905,636	395,186,375	205,453,444	1,581,376,758
Profit for the year	-	41,888,328	-	-	-	41,888,328
Deferred tax for the year	-	(643,639)	-	-	643,639	-
Issue of bonus share	41,832,646	(41,832,646)	-	-	-	-
Adjustment for fractional Bonus share 76/77	-	53,891	-	-	-	53,891
Adjustment of Prior period Tax	-	9,290,593	-	-	-	9,290,593
Dividend paid	-	(2,201,653)	-	-	-	(2,201,653)
Depreciation on Capital Donation Asset	-	-	(16,059,619)	-	-	(16,059,619)
Balance as at Ashad 31, 2081 (July 15, 2024)	320,716,955	233,501,869	458,846,017	395,186,375	206,097,083	1,614,348,299
Profit for the year	-	63,248,428	-	-	-	63,248,428
Deferred tax for the year	-	(32,682,340)	-	-	32,682,340	-
Issue of bonus share	-	-	-	-	-	-
Dividend paid	-	(32,017,696)	-	-	-	(32,017,696)
Depreciation on Capital Donation Asset	-	-	(15,922,325)	-	-	(15,922,325)
Balance as at Ashad 32, 2082 (July 16, 2025)	320,716,955	232,050,261	442,923,692	395,186,375	238,779,423	1,629,656,706

As per our report of even date

Oam Siddhi Gubhaju Deputy Chief Executive Officer Finance & Accounts Division	Urmila Shrestha Chief Executive Officer	CA Anil Joshi Partner Kuber N. Bhattarai & Co. Chartered Accountants
Board of Directors		
Pradip Lal Shrestha Chairperson	Ramesh Acharya	
	Narayan Das Manandhar	
	Sumil Shrestha	
	Devendra Bhakta Shrestha	

Place: Kathmandu
Date: Magh 28, 2082 (February 11, 2026)



Notes to the Financial Statements
For the year ended ashad 32, 2082 (July 16, 2025)

A. General Information of the Company

Salt Trading Corporation Limited (STC Limited) (herein after referred as “the company”) is established as a Public Private Partnership (PPP) in the year 2020 B.S with the objective of regular supply of iodized salt in Nepal. The company has its registered office at Kalimati, Kathmandu with its branch network throughout the country. It has made all efforts for nationwide reach, from urban to most remote locations in providing quality products to its valued customers.

The company endeavors to continue providing its quality products to its customers regularly. This company is the sole supplier of salt within Nepal. Annual financial statements are released for general public and further information about the organization can be reached at www.stcnepal.com. The shares of the company are listed and traded on the Nepal Stock Exchange Limited (NEPSE).

The current shareholding structure of the company is as below:

Shareholders	% Of Share
Government of Nepal	11.59
Khadya Vyabastha Tatha Vyapar Company Ltd.	9.67
General Public	78.74
Total	100.00

B. Statement of Compliance

The financial statements are prepared on accrual basis in accordance with the requirements of Nepal Financial Reporting Standards (NFRS) to the extent applicable and as published by the Accounting Standards Board (ASB) of Nepal except for the requirement of consolidation of financial statements of its group. These financial statements are approved and authorized for issue by the 1082th meeting of Board of Directors on its meeting held on Magh 28, 2082 (February 11, 2026) and have been recommended for approval by shareholders in the upcoming Annual General Meeting.

1 Accounting Policies and Accounting Estimates

This note provides a list of the significant accounting policies adopted in the preparation of these financial statements.

In determining and applying accounting policies, management is required to make judgments in respect of items where the choice of specific policy, accounting estimate or assumption to be followed could materially affect the company’s reported financial position, results or cash flows. These accounting policies are consistently applied by the company.

Specific accounting policies have been included in the specific section of the notes for each item of financial statements which requires disclosures of accounting policies or changes in accounting policies. Effect and nature of the changes, if any, have been disclosed.

1.1 Basis of Preparation

The Financial Statements have been prepared on a historical cost convention except for certain financial elements that have been measured at fair value, wherever standard requires or allowed such measurement. The fair values, wherever used, are disclosed in relevant Notes.

1.2 Going Concern

The financial statements have been prepared on a going concern basis. The company has a reasonable expectation that it has adequate resources to continue in operational existence for the foreseeable future. In preparing the financial statements, management has assessed the entity’s ability to continue as a going concern, disclosing as applicable, matters related to going concern and using the going concern basis of accounting. Management does not have any intention to liquidate the entity or to cease operations.



1.3 Separate financial statements

These financial statements are separate financial statements of the company prepared in accordance with NAS 27 – Separate Financial Statements. The company has invested in various companies and have controls and/ or significant influences in some of those companies. However, financial statements of its subsidiaries and associates have not been consolidated as required by NFRS 10 - Consolidated Financial Statements.

1.4 Accounting Estimates

The preparation of the financial statements in accordance with NFRS requires the management to make judgments, estimates and assumptions in applying the accounting policies that affect the reported amounts of assets, liabilities, income and expenses, including contingencies and commitments. Due to the inherent uncertainty in making estimates, actual results reported in future periods may differ from those estimates. The estimates and the underlying assumptions are reviewed regularly based on historical experience and other factors, including expectations of future events that are believed to be reasonable under the circumstances. Revision to accounting estimates are recognized in the period in which the estimates are revised.

The followings are the key assumptions concerning the future, and other key sources of estimation uncertainty at the end of the reporting period that may have a significant risk of causing a material adjustment to the carrying amounts of assets and liabilities within the next financial year.

a. Useful lives of property, plant and equipment

The Company reviews the estimated useful lives of property, plant and equipment and intangible assets at the end of each reporting period.

b. Measurement of defined benefit obligations

The Company's defined benefit plans comprise gratuity and vesting accumulating leave (sick leave). The defined benefit obligation for gratuity is calculated annually by the company and provided for in the books of accounts based on the judgement and estimates of the management. Actuarial valuation for determination of defined benefit obligation has not been made.

2 Presentations

2.1 Presentation Currency

The Company operates within the jurisdiction of Nepal. Nepalese Rupees (NPR) is the presentation and functional currency of the Company. These financial statements are prepared and presented in Nepalese Rupees and rounded off to the nearest Rupee.

2.2 Rearrangement and Reclassification

The figures for previous years are rearranged, reclassified and/or restated wherever necessary for the purpose of facilitating comparison. Appropriate disclosures are made wherever necessary.

2.3 Statement of Financial Position

The elements of Statement of Financial Position (SFP) consisting of assets and liabilities are classified as current or non-current as per the Company's normal operating cycle and other criteria set out in NAS 1 - Presentation of Financial Statements based on the nature and the time between the acquisition of assets for processing and their realization in cash and cash equivalents.

2.4 Statement of Profit or Loss and Other Comprehensive Income

The elements of Statement of Profit or Loss and Other Comprehensive Income have been prepared using classification 'by nature' method. The details of revenue, expenses, gains and/ or losses have been disclosed in the relevant section of this notes.

2.5 Statement of Cash Flows

The Statement of Cash Flows has been prepared using indirect method and the activities has been grouped under three major categories; Cash flows from operating activities, Cash flows from investing activities and Cash flows from financing activities in accordance with NAS 07 - Statement of Cash Flows.



2.6 Statements of Changes in Equity

The Statement of Changes in Equity has been prepared disclosing changes in each element of equity.

C. Notes to the Financial Statements

3 Property, Plant and Equipment (PPE)

3.1 Accounting Policy

Property, Plant and Equipment (PPE) are those tangible assets that are held for use in the production process or supply of goods or services, for administrative purpose or for rentals to others; or for administrative purposes and are expected to be used for more than one accounting period. These are recognized as PPEs, if and only if it is probable that future economic benefits associated with the items will flow to the company; and the cost of the item can be measured reliably.

3.2 Initial Measurement

Property, Plant and Equipment are stated at their cost less depreciation, and impairment loss, if any. Initial cost includes purchase price and costs that are directly attributable to bringing the asset to the location and conditions necessary for it to be capable of operating in the manner intended by management.

3.3 Subsequent Measurement

Subsequent costs are included in the asset's carrying amount or recognized as a separate asset, as appropriate, only when it is probable that future economic benefits associated with the item will flow to the Company and the cost of the item can be measured reliably. The carrying amount of any component accounted for as a separate asset is derecognized when replaced. All other repairs and maintenance are charged to statement of profit or loss during the reporting period in which they are incurred.

The cost of property, plant and equipment which are not ready for their intended use till the date of statement of financial position, are disclosed under capital work-in-progress.

3.4 Impairment

At each reporting date the company assesses whether there is any indication that asset may be impaired. Impairment loss, if any, is recognized to the extent the carrying amount of assets or cash generating units (CGU) exceeds its recoverable amount. A cash-generating unit is the smallest identifiable group of assets that generates cash inflows that are largely independent of the cash inflows from other assets or groups of assets. The recoverable amount is determined at the higher of fair value less cost to sell on disposal and value-in-use.

3.5 De-recognition

Assets are derecognized when decommissioned or identified as damaged beyond economic repair or rendered useless due to obsolescence. The gain or loss arising from the disposal of an item of PPE is the difference between net disposal proceeds, if any, and the carrying amount of that item and is recognized in the Statement of Profit or Loss.

3.6 Depreciation, estimated useful lives and residual value

Depreciation is calculated using the diminishing balance method over their useful lives.

Items of property, plant and equipment are not depreciated in the year of acquisition and management considers that this will not have material impact in the cycle and hence will not have material impact in the economic decision making of the user.

The residual values, useful lives and the depreciation methods of assets are reviewed at least annually, and if expectations differ from previous estimates, changes are made in the estimates and are accounted for as a change in accounting estimates.

**The details of estimated useful lives and depreciation method applied are as below:**

Asset Class	Sub Class	Deprecation Rate (%)	Estimated Useful life (in Years)
Land	Land	-	-
Building	Office Building	3	50
	Office Godown	3	50
Office Equipment	Office Equipment	10	15
	Computer and Printers	10	15
Furniture and Fixtures	Wooden Furniture	15	10
	Steel Furniture	8	20
Vehicles	Vehicles	15	10
	Vehicles Heavy	15	10
Plant and Machinery	Plant and Machinery	10	15

4 Intangible Assets**4.1 Accounting Policy**

Identifiable intangible assets are recognized when the company controls the asset and it is probable that future economic benefits attributed to the asset will flow to the company and the cost of the asset can be reliably measured.

Intangible assets with definite useful lives are stated at cost less amortization and impairment losses, if any. The useful lives and the amortization methods of the assets are reviewed at periodically.

4.2 De-recognition

Intangible assets are derecognized upon disposal or when no future economic benefits are expected from its use. Any gain or loss arising on derecognition of the asset, is recognized in statement of profit or loss in the year the asset is derecognized.

4.3 Amortization, estimated useful lives and residual value

Intangible assets with finite lives are amortized considering the pattern of inflow of economic benefits of the asset to the organization using the diminishing balance method to write down the cost over its estimated useful economic lives and is recognized in statement of profit or loss.

Changes in the estimated useful life or the expected pattern of consumption of future economic benefit embodied in the assets are accounted for by changing the amortization period or method, as appropriate, and are treated as changes in accounting estimates.

Items of intangible assets are not amortized in the year of acquisition/ development and management considers that this will not have material impact in the cycle and hence will not have material impact in the economic decision making of the user.

Intangible assets having infinite useful life are assessed for impairment at each reporting date.

Management has estimated the useful life and amortization of software as detailed below:

Asset Class	Sub Class	Amortization Rate	Estimated Useful life (in Years)
Intangible Assets	Software	10	10



Detail of Property, Plant and Equipment, Capital work-in-progress and Intangible Assets
For the year ended Ashad 32, 2082 (July 16, 2025)

In NPR

Particulars	Cost				Depreciation			Carrying amount		
	As at Shrawan 1, 2081 (July 16, 2024)	Additions	Withdrawals and adjustments	As at Ashad 32, 2082 (July 16, 2025)	Up to Shrawan 1, 2081 (July 16, 2024)	For the year	On withdrawals and adjustments	Up to Ashad 32, 2082 (July 16, 2025)	As at Ashad 32, 2082 (July 16, 2025)	As at Ashad 31, 2081 (July 15, 2024)
A. Property, plant and equipment										
Freehold lands	762,196,963	-	-	762,196,963	-	-	-	-	762,196,963	762,196,963
Buildings and godowns	1,010,463,130	8,647,396	2,978,440	1,016,132,086	405,959,872	18,676,831	1,388,014	423,248,688	592,883,397	604,503,259
Office equipment	18,428,563	1,633,112	-	20,061,675	8,973,663	937,469	-	9,911,132	10,150,543	9,454,900
Computers	18,303,330	1,389,787	-	19,693,117	9,174,310	941,127	-	10,115,437	9,577,680	9,129,020
Wooden furniture	7,513,143	1,418,334	-	8,931,477	4,724,233	421,108	-	5,145,341	3,786,136	2,788,910
Steel furniture	6,795,713	1,147,888	-	7,943,602	2,910,716	318,889	-	3,229,605	4,713,997	3,884,998
Vehicles	99,348,137	12,751,488	3,942,144	108,157,482	71,390,855	4,139,370	3,580,853	71,949,372	36,208,110	27,957,282
Plant and machinery	162,179,366	104,310	-	162,283,676	135,980,660	2,619,873	-	138,600,533	23,683,142	26,198,706
Total	2,085,228,346	27,092,315	6,920,584	2,105,400,077	639,114,308	28,054,667	4,968,867	662,200,108	1,443,199,969	1,446,114,038
B. Capital work-in-progress	123,695	38687.00	162,382	-	-	-	-	-	-	123,695
C. Intangible assets										
Software	2,041,600	454,965	-	2,496,565	813,162	122,822	-	935,984	1,560,581	1,228,438
Total	2,041,600	454,965	-	2,496,565	813,162	122,822	-	935,984	1,560,581	1,228,438

Property plant and equipment pledged as security:

Certain Freehold lands and buildings have been pledged as security against loans obtained from bank under mortgage.



For the year ended Ashad 31, 2081 (July 15, 2024)

In NPR

Particulars	Cost			Depreciation			Carrying amount			
	As at Shrawan 1, 2080 (July 17, 2023)	Additions	Disposals and adjustments	As at Ashad 31, 2081 (July 15, 2024)	Up to Shrawan 1, 2080 (July 17, 2023)	For the year	On Disposals and adjustments	Up to Ashad 31, 2081 (July 15, 2024)	As at Ashad 31, 2080 (July 16, 2023)	As at Ashad 31, 2081 (July 15, 2024)
A. Property, plant and equipment										
Freehold lands	768,956,410	-	6,759,447	762,196,963	-	-	-	-	-	762,196,963
Buildings and godowns	998,878,570	11,584,560	-	1,010,463,130	387,622,180	18,337,692	-	405,959,872	611,256,390	604,503,259
Office equipment	17,519,997	917,841	-	18,428,563	8,054,013	928,925	-	8,973,663	9,465,984	9,454,900
Computers	17,322,496	980,834	-	18,303,330	8,248,350	925,960	-	9,174,310	9,074,146	9,129,020
Wooden furniture	7,138,050	375,093	-	7,513,143	4,298,561	425,672	-	4,724,233	2,839,489	2,788,910
Steel furniture	6,479,336	316,377	-	6,795,713	2,600,401	310,315	-	2,910,716	3,878,935	3,884,998
Vehicles	100,808,317	-	1,460,180	99,348,137	67,808,970	4,933,644	1,351,759	71,390,855	32,999,347	27,957,282
Plant and machinery	162,179,366	-	-	162,179,366	133,069,693	2,910,967	-	135,980,660	29,109,673	26,198,706
Total	2,079,282,542	14,174,705	8,219,627	2,085,228,346	611,702,168	28,773,174	1,351,759	639,114,308	1,467,580,374	1,446,114,038
B. Capital work-in-progress	4,058,068	220,875	4,155,248	123,695	-	-	-	-	-	123,695
C. Intangible assets										
Software	2,056,600	85,000	100,000	2,041,600	754,740	127,051	68,629	813,162	1,301,860	1,228,438
Total	2,056,600	85,000	100,000	2,041,600	754,740	127,051	68,629	813,162	1,301,860	1,228,438

Property plant and equipment pledged as security:

Certain Freehold lands and buildings have been pledged as security against loans obtained from bank under mortgage.



For the year ended Ashad 32, 2082 (July 16, 2025)

Assets under Grant

Certain godowns under category buildings and godowns have been constructed under the grant from Government of Nepal, Government of India, Government of Japan and UNICEF in the lands owned of the company. Depreciation on such assets on which grant has been received amounting to NPR. 15,381,021 (2080-81: NPR. 16,059,619) has been set off against balance of capital grant. The details of assets constructed/ purchased under the grants are as detailed below:

Description	Sub-description	Grant Assets						2081-82	2080-81	
		Japan Government		India/ Nepal Government		Nepal Government				UNICEF
		Godown (6 locations)	Plant and Machinery	Godown (13 locations)	Plant and Machinery	Vehicles	Plant and Machinery			
Cost	Opening Cost	773,001,700	146,200,600	9,582,059	5,381,800	356,021	934,522,180	934,522,180		
	Addition during the year	-	-	-	-	-	-	-		
	De-recognition / Adjustments	-	-	-	-	-	-	-		
	Closing Cost	773,001,700	146,200,600	9,582,059	5,381,800	356,021	934,522,180	934,522,180		
Depreciation	Depreciation rate (%)	3%	10%	3%	15%	10%				
	Opening Depreciation	339,646,759	126,451,000	6,495,033	3,352,055	272,620	476,217,467	460,157,847		
	Addition during the year	13,000,648	1,974,960	92,611	304,462	8,340	15,381,021	16,059,619		
	De-recognition / Adjustments	-	-	-	-	-	-	-		
	Accumulated Depreciation	352,647,407	128,425,960	6,587,644	3,656,517	280,960	491,598,488	476,217,466		
Written Down Value (WDV)	Current Year	420,354,293	17,774,640	2,994,415	1,725,283	75,061	442,923,692	458,304,714		
	Previous Year	433,354,941	19,749,600	3,087,026	2,029,745	83,401	458,304,714	474,364,770		



Land

Land properties with ownership documents (i.e., in occupation and with valid documentation) have been recognized as PPE after considering the principle of substance over form.

Land properties were revalued during FY 2057-58 (2058.03.31) by taking into account market consideration and the government rate. Land properties were revalued to the approximation of fair value at the time of revaluation. The fair value of land was determined using the then transaction value of the similar land in the similar locality, in absence of active real estate market. However, due to the significant time interval, the current market value may have been changed significantly.

5 Financial instruments, financial assets and financial liabilities

5.1 Accounting Policy

Financial assets and financial liabilities are recognized when the Company becomes party to the contractual provisions of the relevant instrument and are initially measured at fair value. Transaction costs that are directly attributable to the acquisition or issue of financial assets and financial liabilities are added to or deducted from the fair value on initial recognition of financial assets or financial liabilities.

5.2 Classification

The Company classifies its financial assets in the following measurement categories:

- those to be measured subsequently at fair value (either through other comprehensive income, or through profit or loss), and
- those measured at amortized cost.

The classification depends on the Company's business model for managing the financial assets and the contractual terms of the cash flows. For assets measured at fair value, gains and losses are either recorded in statement of profit or loss or other comprehensive income. The Company reclassifies financial assets when and only when its business model for managing those assets changes.

5.3 Financial assets

Financial assets include loans, advances, trade receivables and cash and cash equivalents. Such assets are initially recognized at transaction price when the Company becomes party to contractual obligations. The transaction price includes transaction costs unless the asset is being measured at fair value through statement of profit or loss and other comprehensive income.

5.3.1 Subsequent measurement

Financial assets are subsequently measured at amortized cost, fair value through other comprehensive income or fair value through profit or loss on the basis of both (a) the entity's business model for managing the financial assets and (b) the contractual cash flow characteristics of the financial asset.

Financial assets are classified as those:

a. Measured at amortized cost

A financial asset is measured at amortized cost, if it is held solely for collection of cash flows arising from payments of principal and interest.

Loans, trade receivables, cash and cash equivalents, other bank balance and other receivables are classified for measurement at amortized cost.

b. Measured at fair value through other comprehensive income (FVTOCI)

A financial asset is measured at FVTOCI, if it is held with an objective to collect contractual cash flows and selling such financial asset and the contractual cash flows are solely payments of principal and interest on the principal outstanding. It is subsequently measured at fair value with fair value movements recognized in the other comprehensive income (OCI), except for the recognition of impairment gains or losses, interest revenue and foreign exchange gains and losses which are recognized in profit or loss. When the financial asset is derecognized, the cumulative gain or loss previously recognized in OCI is reclassified from equity to profit or loss and recognized in other gains or losses. Interest income from these financial assets is included in other operating income using the effective interest method.

c. Measured at fair value through profit or loss (FVTPL)

Assets that do not meet the criteria for amortized cost or FVTOCI are measured at fair value through profit or loss. Interest income from these financial assets is included in other operating income.



5.3.2 Impairment of financial assets

The Company assesses at each reporting date whether a financial asset (or a group of financial assets) held at amortized cost and financial assets that are measured at fair value through other comprehensive income are impaired based on evidence or information that is available without undue cost or effort. Expected credit losses are assessed and loss allowances is recognized if the credit quality of the financial asset has deteriorated significantly since initial recognition. Losses arising from impairment are recognized in statement of profit or loss.

5.3.3 Derecognition of financial assets

Financial assets are derecognized when the right to receive cash flows from the assets has expired, or has been transferred, and the Company has transferred substantially all of the risks and rewards of ownership.

5.3.4 Income recognition

Interest income is recognized in the statement of profit or loss using the effective interest method.

5.4 Financial liabilities

Borrowings, trade payables and other financial liabilities are initially recognized at the value of the respective contractual obligations. They are subsequently measured at amortized cost. Any discount or premium on redemption / settlement is recognized in the statement of profit or loss as finance cost over the life of the liability using the effective interest method and adjusted to the liability figure disclosed in the statement of financial position.

Financial liabilities are derecognized when the liability is extinguished, that is, when the contractual obligation is discharged, cancelled or expired.

5.5 Offsetting financial instruments

Financial assets and financial liabilities are offset and the net amount is reported in the statement of financial position if there is a currently enforceable legal right to offset the recognized amounts and there is an intention to settle on a net basis, to realize the assets and settle the liabilities simultaneously.

6 Investments

6.1 Accounting policy

Subsidiary is an entity in which the company has control. An associate is an entity over which the company has significant influence and is neither a subsidiary nor an interest in a joint venture. Significant influence is the power to participate in the financial and operating policy decisions of the investee but do not have control or joint control over those policies.

The company has elected to present separate financial statement in accordance with NAS 27 (Separate Financial Statements).

Investments in equity instruments of subsidiaries and associates are measured at cost in accordance with NAS 27 - Separate Financial Statements less impairment loss, if any.

Investments in equity instruments of other than subsidiary and associates, preference shares and in units of mutual funds are measured at cost less impairment loss, if any.

6.2 Explanatory notes

Investments are grouped under the category of Investment in Subsidiaries, Investment in Associates, and Investments in other corporate securities.

Some of these investments are not yet listed in the stock exchange. The company has made these investments under long term investment strategy. Company believes, considering other similar investments in the market, that the long-term return from the investments and the future value will more than sufficiently cover the total cost of the investments.

The allowance for loss on investments are estimated based on the available information and management estimation of recoverable amounts from the respective companies. The amount of allowance or reversal thereof are management's estimates based on net assets of the investee on historical costs and fair value of land properties held by these companies.

Such allowances or reversal thereof are charged to Statement of Profit or Loss.



Detail of Investments

In NPR

Particulars	Face Value	As at Ashad 32, 2082 (July 16, 2025)		As at Ashad 31, 2081 (July 15, 2024)	
		No of shares	Amount	No of shares	Amount
INVESTMENTS in Equity Instruments					
In subsidiaries (at cost unless otherwise stated)					
<i>Unquoted Investments</i>					
Khadya Udhyog Ltd.	100	106,025	6,252,500	106,025	6,252,500
Himalayan Khadya and Packing Udhyog Ltd.	100	100,000	10,000,000	100,000	10,000,000
Himal Vegetable Company Ltd.	100	-	-	-	-
Upahar Housing Company Ltd.	100	100,000	10,000,000	100,000	10,000,000
STC Gas Udhyog Ltd.	100	100,000	10,000,000	100,000	10,000,000
Metro Kathmandu Gas Industries Ltd.	100	1,100,000	110,000,000	1,100,000	110,000,000
Gharelu Hastakal Udhyog Pvt. Ltd.	10,000	48	480,000	48	480,000
STC Holdings Pvt. Ltd.	100	120,000	12,000,000	-	-
In associates (at cost unless otherwise stated)					
<i>Unquoted Investments</i>					
Nepal Vanaspati Ghee Udhyog Ltd.	100	79,380	11,861,500	79,380	11,861,500
Gorakhakali Rubber Udhyog Ltd.	75	827,474	62,060,550	827,474	62,060,550
Butwal Spinning Mills Ltd.	100	250,000	25,000,000	250,000	25,000,000
Morang Sugar Mills Ltd.	100	21,500	1,081,728	21,500	1,081,728
Futureworks Building Solution Pvt. Ltd.	100	120,000	12,000,000	120,000	12,000,000
STC Re-insurance Brokers Pvt. Ltd.	100	200,000	20,000,000	200,000	20,000,000
In others (at cost unless otherwise stated)					
<i>Unquoted Investments</i>					
Nepal Hastakala Company Ltd.	100	9,000	900,000	9,000	900,000
Sean Seed Service Center Ltd.	100	919	37,840	919	37,840
Exim International Pvt. Ltd.	100	25,000	2,500,000	25,000	2,500,000
Subarna Pharmaceuticals Ltd.	100	200,000	20,000,000	200,000	20,000,000
Shajha Sewa Pasal	100	5,000	362,600	5,000	362,600
Sitco Ltd.	100	12,500	1,250,000	12,500	1,250,000
Rastriya Banijya Bank Ltd.	100	15,315	1,100,000	15,315	1,100,000
Nebico Ltd.	50	100,000	5,000,000	-	-
<i>Quoted Investments</i>					
Sagarmatha Lumbini Insurance Company Ltd.					
Promoter shares	100	470,818	3,852,364	470,818	3,852,364
Ordinary shares	100	440,170	679,836	440,170	679,836
Laxmi Sunrise Bank Ltd.					
Promoter shares	100	872,213	37,094,759	830,679	37,094,759
Ordinary shares	100	153,923	6,546,241	146,593	6,546,241
INVESTMENTS In Preference Shares					
In associates (at cost unless otherwise stated)					
<i>Unquoted Investments</i>					
Morang Sugar Mills Ltd.	100	2,795,000	279,500,000	2,795,000	279,500,000
OTHER INVESTMENTS					
Citizen Investment Fund (Employee Gratuity)			225,327,623		168,127,512
Total			874,887,541		800,687,430
<i>Less: Allowance for loss on investments</i>			(221,572,050)		(221,572,050)
Total			653,315,491		579,115,380



The charge or reversal of allowance for loss on investments during the financial year are as detailed below:

In NPR

Particulars	As at Ashad 32, 2082 (July 16, 2025)	As at Ashad 31, 2081 (July 15, 2024)
Balance at the beginning of the year	221,572,050	221,652,050
Investments written off	-	(80,000)
Balance at the end of the year	221,572,050	221,572,050

7. Other Assets

The details of other assets are as follows:

In NPR

Particulars	As at Ashad 32, 2082 (July 16, 2025)	As at Ashad 31, 2081 (July 15, 2024)
Non-Current		
Deposits with statutory authorities - for appeals	46,520,594	38,236,714
Advance to subsidiary and associate companies	1,653,445,668	1,695,186,585
Less: Allowance for advances to subsidiary and associates	(85,000,000)	(60,000,000)
Total (a)	1,614,966,262	1,673,423,299
Current		
Advance for goods and services	539,042,538	572,971,359
Less: Allowance for doubtful advances to suppliers	(130,900,151)	(130,900,151)
Employee advances	29,367,158	26,967,082
Advance with statutory authorities	35,817,963	54,889,236
Prepaid expenses	3,417,156	2,630,325
Margin deposits	149,415,106	74,366,449
Sundry Deposits	7,455,380	4,503,376
Total (b)	633,615,150	605,427,676

Deposit with statutory authorities – for appeals includes deposit made with IRD for appeal of additional tax demand raised by the Large Taxpayer’s Office for the Financial year 2072-73, 2073-74, 2074-75, 2075-76, 2076-77 and 2077-78. The probable liability under appeal have been disclosed in note 35.2 – Contingent Liabilities.

**8 Deferred Tax Asset (Net)****8.1 Accounting Policy**

Deferred income tax is provided in full, using the liability method, on temporary differences arising between the tax bases of assets and liabilities and their carrying amounts in the financial statements. Deferred income tax is determined using tax rates that have been enacted or substantially enacted by the end of the reporting period and are expected to apply when the related deferred income tax asset is realized or the deferred income tax liability is settled.

Deferred tax assets are recognized for all deductible temporary differences and unused tax losses only if it is probable that the future taxable amounts will be available to utilize those temporary differences and losses.

Deferred tax assets and liabilities are offset when there is a legally enforceable right to offset current tax assets and liabilities. Current tax assets and tax liabilities are offset where the entity has a legally enforceable right to offset and intends either to settle on a net basis, or to realize the asset and settle the liability simultaneously.

In NPR

Particulars	As at Ashad 32, 2082 (July 16, 2025)	As at Ashad 31, 2081 (July 15, 2024)
Deferred tax assets		
On gratuity	91,648,148	77,348,120
On allowance for investments	55,393,013	55,413,013
On allowance for doubtful receivables	49,094,813	39,094,813
On allowance for advances	53,975,037	47,725,037
	250,111,010	219,580,983
Deferred tax liabilities		
On property, plant and equipment	(11,331,587)	(13,483,900)
	(11,331,587)	(13,483,900)
Total	238,779,424	206,097,083

**Movement in deferred tax assets / (liabilities) balances
For the year ended Ashad 32, 2082 (July 16, 2025)**

In NPR

Particulars	Opening Balance	Recognized in Profit/ Loss	Closing Balance
Deferred tax assets			
On gratuity	77,348,120	14,300,028	91,648,148
On allowance for investments	55,413,013	(20,001)	55,393,013
On allowance for doubtful receivables	39,094,813	10,000,000.00	49,094,813
On allowance for advances	47,725,037	6,250,000	53,975,037
Total deferred tax assets	219,580,983	30,530,027	250,111,010
Deferred tax (liabilities)			
On property, plant and equipment	(13,483,900)	2,152,313	(11,331,587)
Total deferred tax (liabilities)	(13,483,900)	2,152,313	(11,331,587)
Deferred tax assets – Net	206,097,083	32,682,340	238,779,424



For the year ended Ashad 31, 2081 (July 15, 2024)

In NPR

Particulars	Opening Balance	Recognized in Profit/ Loss	Closing Balance
Deferred tax assets			
On gratuity	74,997,753	2,350,367	77,348,120
On allowance for investments	55,413,013	-	55,413,013
On allowance for doubtful receivables	39,094,813	-	39,094,813
On allowance for advances	47,725,037	-	47,725,037
Total deferred tax assets	217,230,616	2,350,367	219,580,983
Deferred tax (liabilities)			
On property, plant and equipment	(11,777,172)	(1,706,728)	(13,483,900)

9 Inventories

9.1 Accounting Policy

Inventories are carried at the lower of cost or net realizable value. Cost comprises of all costs of purchase, cost of conversion and other costs incurred in bringing the inventories to their present location and condition. Cost is measured using Weighted Average Method. Net realizable value is the estimated selling price in the ordinary course of business less the estimated cost of completion and the necessary estimated expenses.

9.2 Explanatory Notes

Inventories primarily consist of food items, agricultural inputs, construction materials and other goods. The details are as below:

In NPR

Particulars	As at Ashad 32, 2082 (July 16, 2025)	As at Ashad 31, 2081 (July 15, 2024)
Food Items	1,410,431,285	1,519,223,201
Agriculture Inputs	446,358,822	1,205,351,095
Construction Material	69,589,578	160,525,531
Other Goods	196,440,617	194,450,066
Stocks in Transit	2,144,705,200	222,149,179
Stores and consumables	2,031,156	1,928,242
Sales Counter Stock	14,781,950	5,534,290
Total	4,284,338,608	3,309,161,604

Inventory consists of CGI Sheets amounting to NPR. 65,821,428 purchased as per decision of Ministry of Industry, Commerce and Supplies for the reconstruction of house damaged by earthquake.

Further, Stock in transit amounting to NPR 2,144,705,200 as at Ashad 32, 2082 (July 16, 2025) represents goods dispatched by suppliers but not physically received as at the reporting date. All such stock in transit has been fully received by the Company up to the date of approval of these financial statements

10 Trade Receivables

10.1 Accounting Policy

Trade Receivables comprise of the amount owed to the Company by its customers. These trade receivables do not carry any interest and are measured at the carrying amount at which the item is initially recognized less any impairment losses, i.e., stated at their nominal value as reduced by appropriate allowances. Such allowances are affected by way of write-downs based on the estimated irrecoverable amount.

Individual trade receivables are written off when management deems them to be uncollectible. Write-offs of trade receivables are recognized in some cases using the allowance accounts.

**10.2 Explanatory Notes**

Receivables from the general public, government offices and other corporates are overdue accounts and company has assessed credit risk on the recovery of these accounts over the life time of the outstanding credit. The company has taken its efforts to follow up for the collection of these overdue amounts, some of which are backed by security deposits. The company believes that the impairment covers adequately for expected loss.

The details of trade receivables are as below:

In NPR

Particulars	As at Ashad 32, 2082 (July 16, 2025)	As at Ashad 31, 2081 (July 15, 2024)
Secured, considered good	263,581,075	249,208,408
Unsecured, considered good	681,495,902	830,627,577
Doubtful	196,379,251	156,379,251
Subtotal	1,141,456,228	1,236,215,236
Less: allowance for doubtful receivables	196,379,252	156,379,251
Total	945,076,976	1,079,835,984

The company estimates the expected loss on these trade receivables by conducting ageing analysis and providing estimated allowances. The difference in the estimated allowance for irrecoverable amount are charged or reversed to Statement of Profit or Loss.

The charge or reversal of allowance for trade receivables during the financial year are as detailed below:

In NPR

Particulars	As at Ashad 32, 2082 (July 16, 2025)	As at Ashad 31, 2081 (July 15, 2024)
Balance at the beginning of the year	156,379,251	156,379,251
Loss allowance written back	-	-
Loss allowance recognized	40,000,000	-
Balance at the end of the year	196,379,251	156,379,251

Secured trade receivables are secured against dealership and other deposits held by the company against the receivable balances.

11 Cash and Cash Equivalents**11.1 Accounting Policy**

Cash and cash equivalents include deposits account balances maintained with banks or financial institutions. These enable the Company to meet its short-term liquidity requirements. The carrying amount of cash and cash equivalents approximates their fair value. They are readily convertible to known amount of cash and are subject to insignificant risk of change in value.

Banks and financial institution in Nepal are closely regulated by the Central Bank. The Company closely assesses the risks of these instruments and there is no apparent indication of impairment of these balances.

For the purpose of presentation in the statement of cash flows, cash and cash equivalents includes cash on hand, cheques on hand, and balances with banks that are readily convertible to known amounts of cash and which are subject to an insignificant risk of changes in value.



11.2 Explanatory Notes

The details of Cash and Cash Equivalents are given below:

In NPR

Particulars	As at Ashad 32, 2082 (July 16, 2025)	As at Ashad 31, 2081 (July 15, 2024)
Cash on hand	3,003,964	7,466,776
Cheques in hand	104,038	101,276
Gold and silver coin (at cost)	15,323	15,323
Balances with banks		
<i>In current accounts</i>	2,831,059,658	231,729,027
<i>In call accounts</i>	435,046,373	91,105,930
Total	3,269,229,356	330,418,332

12 Other Bank Balances

Other bank balances include time deposits with original maturity of 4 to 12 months having remaining maturity of less than 12 months from the date of statement of financial position and other bank balances which are not available for use by the company. The details of Other Bank Balances are as below:

In NPR

Particulars	As at Ashad 32, 2082 (July 16, 2025)	As at Ashad 31, 2081 (July 15, 2024)
In deposit accounts	12,853,464	11,871,647
Total	12,853,464	11,871,647

13 Receivables from Nepal Government (Net)

The details of Receivables from Nepal Government are as below:

In NPR

Particulars	As at Ashad 32, 2082 (July 16, 2025)	As at Ashad 31, 2081 (July 15, 2024)
Receivable Balance on account of:		
Subsidized Fertilizer	346,561,252	256,199,796
Supath Mulya Pasal	21,154,871	21,154,871
Less: Payable balance on account of:		
Subsidized Fertilizer	-	-
Kantharog Niyntan Karyakram	-	(1,264,716)
Total	367,716,123	276,089,951

With reference to Supath Mulya Pasal, the total balance of NPR. 21,154,871 pertaining to NPR 6,958,819 for FY 2070/71, NPR 11,223,866 for 2071/72 and NPR 2,972,187 for 2072/73 is yet to be received by the company.



Details of Reconciliation of Subsidized Fertilizers are:

In NPR

Government Subsidy on	Fertilizers	Quantity (MT)	Purchase Cost	Sales rate per MT	Sales value	Government Subsidy (Amount)
Purchase Value	Urea	94,045	6,185,472,978	14,000	1,316,625,800	4,868,847,178
	DAP	42,724	4,964,441,743	43,000	1,837,140,600	3,127,301,143
	Potash	5,075	260,195,208	31,000	157,312,600	102,882,608
Subtotal (A)		141,844	11,410,109,929		3,311,079,000	8,099,030,929
Operating expense/ Handling expenses	Fertilizers	Quantity (MT)		Operating expense/Handling Charges per MT		Government Subsidy (Amount)
	Urea		94,045		250	23,511,175
	DAP		42,724		250	10,681,050
	Potash		5,075		250	1,268,650
Subtotal (B)						35,460,875
Surveyor Fees	Fertilizers	Quantity (MT)		Surveyor Fees per MT		Government Subsidy (Amount)
	Urea		94,045		10	902,829
	DAP		42,724		10	410,152
	Potash		5,075		10	48,716
Subtotal (C)						1,361,698
Total Subsidy for FY 2081-82 (A+B+C)						8,135,853,502

Details of subsidized fertilizer stock movement during F.Y. 2081-82 are as follows:

Qty in MT

Particulars	Opening Stock	In Transit Received	Purchase	Sales	Excess/ (Short)	Closing Stock
Urea	14,148.5	-	72,075.8	77,672.3	-	8,552.0
DAP	18,836.0	5,135.1	-	23,189.5	-	781.6
Potash	2,236.7	-	5,074.6	5,466.2	-	1,845.1
Total	35,221.1	5,135.1	77,150.4	106,328.0	-	11,178.6

Reconciliation of Government Subsidy on subsidized fertilizers

In NPR

Particulars	Amount
Total Subsidy receivable for FY 2081-82	8,135,853,502
Less: Amount received from transaction of FY 2081-82	(8,026,153,382)
Balance Amount Receivable/(Payable) for FY 2081-82	109,700,120
Opening Subsidy Receivable/(Payable) from Government of Nepal	256,199,796
Less: Amount to be refunded for excess carriage claimed	(19,338,664)
Closing Subsidy Receivable from Government of Nepal	346,561,252
Receivable Amount withheld by Nepal Government for FY 2071-72 (Refer Note Below)	224,768,455
Net subsidy Receivable/(Payable) up to FY 2081-82 (Excluding amount withheld by Nepal Government)	121,792,797

The net subsidy receivable from the Government of Nepal of NPR. 346,561,252 includes receivable subsidy on fertiliser relating to financial year 2071-72 of NPR. 224,768,455 which has been withheld as per decision of Subsidy Distribution Management Committee dated 2072.08.29. Excluding such amount withheld, the company has receivable subsidy balance of NPR. 121,792,797 from Government of Nepal on account of subsidized fertilizers.



14 Share Capital

The company applies NAS 32, Financial Instruments: Presentation, to determine whether funding is either a financial liability or equity. Issued financial instruments or their components are classified as liabilities if the contractual arrangement results in the company having a present obligation to either deliver cash or another financial asset, or a variable number of equity shares, to the holder of the instrument. If this is not the case, the instrument is generally an equity instrument.

The company's registered share capital structure is as follows:

In NPR

Particulars	As at Ashad 32, 2082 (July 16, 2025)	As at Ashad 31, 2081 (July 15, 2024)
Authorized		
<i>10,000,000 nos. of ordinary shares of Rs. 100 each</i>	1,000,000,000	1,000,000,000
Issued		
<i>10,000,000 nos. of ordinary shares of Rs. 100 each</i>	1,000,000,000	1,000,000,000
Subscribed and paid up		
<i>3,207,168 nos. of ordinary shares of Rs. 100 each, fully paid</i>	320,716,955	320,716,955
Total	320,716,955	320,716,955

14.1 Reconciliation of number of shares outstanding:

In NPR

Particulars	As at Ashad 32, 2082 (July 16, 2025)	As at Ashad 31, 2081 (July 15, 2024)
At the beginning of the year	3,207,168	2,788,843
Add: bonus shares issued during the year	-	418,325
At the end of the year	3,207,168	3,207,168

14.2 Rights, preference and restrictions attached to equity shares:

The Company has one class of equity shares having a face value of Rs. 100 per share. Each holder of the equity shares is entitled to one vote per share. The dividend proposed by the board of directors is subject to the approval of the shareholders in the ensuing annual general meeting, except in the case of interim dividend.

14.3. Details of shareholders holding more than 1%:

Name	Number of Shares		Percentage	
	81-82	80-81	81-82	80-81
GoN Ministry of Finance Public Debt	371,569.46	371,569.46	11.59%	11.59%
Khadya Vyabastha Tatha Vyapar Company Ltd. (Former "National Trading Ltd.")	309,735.38	309,735.38	9.66%	9.66%
Laxmi Holdings Pvt. Ltd	191,683.30	191,683.30	5.98%	5.98%
Amala Shrestha	162,037.63	162,036.63	5.05%	5.05%
Roshan Govinda Shrestha	99,941.20	152,586.20	3.12%	4.76%
Rajendra Man Sherchan	117,332.35	117,332.35	3.66%	3.66%
Sodhan Manandhar	103,933.16	103,933.16	3.24%	3.24%
Diyo Investment Pvt. Ltd	67,667.25	67,667.25	2.11%	2.11%
Ichhyangkush Manandhar	52,391.24	52,391.24	1.63%	1.63%
Narayan Das Manandhar	51,518.90	51,518.90	1.61%	1.61%
SHM Investment & Trade Pvt. Ltd.	50,777.23	50,777.23	1.58%	1.58%
Vastok International P Ltd	30,218.83	33,718.83	0.94%	1.05%



15 Retained Earnings and Reserves

15.1 Capital Donation Fund

15.1.1 Accounting Policy

Foreign agency grant is not recognized until there is reasonable assurance that the company will comply with the condition attaching to them and that the grant will be received.

Foreign agency grant is recognized in profit or loss on the systematic basis over the period in which the company recognizes as expenses the related costs for which the grants are intended to compensate.

15.1.2 Explanatory Notes

Government grants provided by UNICEF, Government of Japan, Government of Nepal and Government of India for certain property, plant and equipment have been recognized as capital donation fund as per NAS 20 – Accounting for government grants following the capital approach.

Depreciation on property, plant and equipment purchased/constructed under such grants are recognized outside of statement of profit or loss and are offset with the fund. As at the end of the reporting period, the company has charged total depreciation on grant assets of NPR. 491,598,488 from this account out of which NPR 15,381,021 relates to the current financial year.

15.2 Revaluation surplus

Company had revalued land owned by it on 2058.03.31 and excess of revalued value over cost is accounted as assets revaluation surplus. Balance on account of Asset Revaluation Surplus as on year end is NPR. 395,186,375.

15.3 Dividend

Dividends paid are recognized in the period in which the interim dividends are approved by the board of directors, or in respect of the final dividend when approved by shareholders.

The proposed cash dividend of NPR 32,017,695 for FY 2080-81 (2023-24), NPR. 10,991,243 for FY 2078-79 (2021-22) and NPR. 7,425,165 for FY 2076-77 (2019-20) had been approved by AGM of the company but has not been distributed to the shareholders; due to pending approval from Government of Nepal under section 182(2) of the Companies Act 2063. This has been grouped under other current financial liabilities under Note 17.

For the year ended Ashad 32, 2082 (July 16, 2025), the board of directors of the Company have recommended and proposed Bonus dividend of 10% including tax. The details of retained earnings and Reserves are as given below:

In NPR

Particulars	As at Ashad 32, 2082 (July 16, 2025)	As at Ashad 31, 2081 (July 15, 2024)
Retained earnings	232,050,261	233,501,869
Capital Donation Fund	442,923,692	458,846,017
Revaluation Reserve	395,186,375	395,186,375
Deferred tax reserve	238,779,423	206,097,083
Total	1,308,939,751	1,293,631,344

16 Borrowings

16.1 Accounting Policy

Borrowings are initially recognized at fair value, net of transaction costs incurred. Borrowings are subsequently measured at amortized cost. Any difference between the proceeds (net of transaction costs) and the repayable amount is recognized in statement of profit or loss over the period of the borrowings using the effective interest method.

16.2 Explanatory notes

The company has obtained term and demand loans from commercial banks. Current portion of term loans which are due for payment within twelve months from the date of reporting period are grouped under short term borrowings.

The details of borrowings are as follows:



In NPR

Particulars	As at Ashad 32, 2082 (July 16, 2025)	As at Ashad 31, 2081 (July 15, 2024)
Non-Current		
Due to banks		
<i>Term loan</i>	22,500,000	82,500,000
Less: current maturities of term loan	(22,500,000)	(60,000,000)
Total (A)	-	22,500,000
Current		
<i>Due to banks</i>		
Short term and demand loan	2,031,374,000	4,173,908,320
Current maturities of term loan	22,500,000	60,000,000
Bank overdraft	416,778,570	92,124,536
Total (B)	2,470,652,570	4,326,032,856

17 Other Financial Liabilities

The details of other financial liabilities are as follows:

In NPR

Particulars	As at Ashad 32, 2082 (July 16, 2025)	As at Ashad 31, 2081 (July 15, 2024)
Non-Current		
Security deposits from customers	277,670,133	256,239,099
Earnest money deposit	50,053,887	114,415,703
Payable to subsidiary and associate companies	1,842,646	1,842,646
Retention money payable		
For Property, Plant and Equipment	1,050,442	1,050,442
For Others	12,345,007	16,267,880
Salt buffer stock fund	40,497,694	40,497,694
Total (A)	383,459,809	430,313,464
Current		
Employee benefits payable	69,993,595	62,773,159
Payable to provident and other funds	366,752,702	309,552,592
Unpaid dividend	59,370,163	27,364,751
Others	5,818,766	5,754,687
Total (B)	501,935,226	405,445,189

18 Advance Income Tax/Current Tax Liability (Net)

The details of advance income tax/Current Tax Liability are given below:

In NPR

Particulars	As at Ashad 32, 2082 (July 16, 2025)	As at Ashad 31, 2081 (July 15, 2024)
Provision for income tax	177,008,094	181,184,065
Less: Advance tax	(168,916,565)	(222,059,557)
Total	8,091,529	(40,875,492)

**19 Trade Payable****19.1 Accounting Policy**

These amounts represent liabilities for goods and services provided to the Company prior to the end of financial year which are unpaid. The amounts are unsecured and are usually paid as per credit period. Trade and other payables are presented as current liabilities unless payment is not due within 12 months after the reporting period. They are recognized initially at their fair value and subsequently measured at amortized cost using the effective interest method. The details of trade payables are as follows:

In NPR

Particulars	As at Ashad 32, 2082 (July 16, 2025)	As at Ashad 31, 2081 (July 15, 2024)
Trade payables for goods and services	8,349,251,815	2,645,573,579
Total	8,349,251,815	2,645,573,579

20 Other Current Liabilities

The details of other liabilities are as follows:

In NPR

Particulars	As at Ashad 32, 2082 (July 16, 2025)	As at Ashad 31, 2081 (July 15, 2024)
Advance collected from customers	91,620,813	85,541,990
Statutory dues	8,724,266	4,332,584
Employees' bonus	10,439,083	8,131,019
Deferred subsidy income	2,794,638	8,805,263
Others	8,024,949	8,758,376
Total	121,603,749	115,569,232

21 Revenue From Operation**21.1 Accounting Policy**

Revenue is measured at the fair value of the consideration received or receivable net of returns, discounts and value added taxes. Revenue is recognized when the significant risks and rewards of ownership have been transferred to the customers, to the extent that it is probable that the economic benefits will flow to the Company and the revenue can be reliably measured.

Revenue from sale of goods is recognized when the significant risks and reward of ownership of the goods has been transferred to the customer, usually on delivery of the goods.

The details of revenue from sale of products are as below:

In NPR

Particulars	For the year ended Ashad 32, 2082 (July 16, 2025)	For the year ended Ashad 31, 2081 (July 15, 2024)
Food and agricultural items	7,947,643,918	10,660,761,048
Fuel and lubricants	990,008,117	830,735,868
Construction materials	48,755,972	49,454,101
Other materials	395,421,162	1,809,378,062
Total	9,381,829,169	13,350,329,079



22 Cost of Goods Sold

The details of cost of goods sold are as follows:

In NPR

Particulars	For the year ended Ashad 32, 2082 (July 16, 2025)	For the year ended Ashad 31, 2081 (July 15, 2024)
Purchase of Stock-in-trade		
Food and agricultural items	4,333,806,287	8,381,280,487
Fuel and lubricants	988,895,772	829,301,815
Construction materials	-	2,719,128
Other materials	426,935,654	1,733,811,609
Total (A)	5,749,637,713	10,947,113,039
Change in inventories ((Increase)/ Decrease during the year) (B)	947,481,929	(606,579,767)
Opening Stock Finished goods	3,085,084,181	2,478,504,416
Less: Closing Stock Finished goods	(2,137,602,252)	(3,085,084,183)
Total (A+B)	6,697,119,642	10,340,533,272

23 Trading Expenses

The details of trading expenses are as follows:

In NPR

Particulars	For the year ended Ashad 32, 2082 (July 16, 2025)	For the year ended Ashad 31, 2081 (July 15, 2024)
Food and agriculture trading expenses	1,571,931,469	1,721,905,997
Construction trading expenses	-	1,408,721
Fuel & lubricants trading expenses	29,519,794	23,803,475
Other general trading expenses	27,751,933	212,885,905
Total	1,629,203,196	1,960,004,098

24 Other Operating Income

24.1 Accounting Policy

24.1.1 Interest income

Interest income is recognized as it accrues, using the effective interest method.

24.1.2 Rental income

Rental income from operating lease is recognized on straight-line basis over the term of the relevant lease.

24.1.3 Dividend income

Dividend income is recognized when their right to receive dividend is established. Other incomes are recognized when the amounts can be reliably measured and the receipt of amount is probable.

The details of other income are presented as below, which comprise of dividend income (net of tax), lease rentals, interest income and other income etc.

In NPR

Particulars	For the year ended Ashad 32, 2082 (July 16, 2025)	For the year ended Ashad 31, 2081 (July 15, 2024)
Interest income from:		
Deposit with banks - carried at amortized cost	29,871,345	28,355,575
Rental income	-	18,094,803
Dividend income	15,733,093	5,058,388
Insurance income	13,158,003	-
Miscellaneous income	152,135	37,656,690
Gain on foreign exchange	18,388,365	35,335
Total	77,361,672	89,200,791

**25 Employee Benefit Expenses****25.1 Accounting Policy**

The company provides employee benefits in accordance to its by-laws in compliance with the local laws and regulations. The employee benefits are classified as current benefits and post-employment benefits.

25.1.1 Post-Employment Benefits

The company operates separate defined benefit and defined contribution plans for its employees as a plan for post-employment benefits.

25.1.1.1 Defined Contribution Obligations

The defined contribution expenses include employer's contribution for provident fund. These amounts have been deposited in Employee Provident Fund (EPF), a 100% Government of Nepal undertaking.

The company contributes 10% of the basic salary on monthly basis as provident fund contribution for its employees.

25.1.1.2 Defined Benefit Obligations

The defined benefit plan of the company includes Gratuity and Leave encashment Entitlements.

a. Gratuity

Gratuity for employees have been provided as per the management assessment of gratuity. Management calculates the gratuity liability considering the company's policy for gratuity.

b. Leave Encashment Scheme

Leave encashment that are cumulative (encashment of accumulated leave at the time of retirement) has been computed using organizational policy. However, the company has not provided any amount for encashment of accumulated leave.

The details of employee benefit expenses are as follows:

In NPR

Particulars	For the year ended Ashad 32, 2082 (July 16, 2025)	For the year ended Ashad 31, 2081 (July 15, 2024)
Salary and allowances	250,023,652	233,677,374
Contribution to provident fund	9,376,607	9,304,844
Staff insurance expenses	4,084,521	4,627,794
Gratuity	57,200,111	36,798,434
Earned leave	6,987,495	11,997,430
Employee medical expenses	13,371,469	13,507,075
Uniform expenses	4,885,865	4,179,405
Employees' bonus	10,439,083	8,131,019
Total	356,368,803	322,223,375

26 Administrative and Other Expenses**26.1 Administrative Expenses**

The details of administrative and other expenses are as below:

In NPR

Particulars	For the year ended Ashad 32, 2082 (July 16, 2025)	For the year ended Ashad 31, 2081 (July 15, 2024)
Travelling, conveyance & daily allowance	24,211,209	18,114,255
Repair and maintenance	30,916,836	17,316,799
Email, ticket and telephone	3,349,652	3,731,053
Printing and stationary	4,796,498	5,091,697
Fuel expenses	13,725,109	13,610,390
Business promotion and guest entertainment	20,607,170	17,031,433
Anniversary expenses	2,092,866	2,072,653
Consumable goods	4,258,156	4,212,117
Newspaper and magazines	230,963	300,141
Advertisement expenses	6,249,572	5,724,965
Water & electricity charges	3,724,922	3,731,148



Rent expenses	22,979,321	21,192,437
Donation	16,618,760	6,380,266
Bank commission	3,152,193	3,243,276
Pooja expenses	1,526,223	1,540,619
Rates and taxes	11,034,960	9,699,625
Property tax	8,426,181	2,074,248
Insurance expenses	2,423,959	6,091,002
Consultancy expenses	3,533,166	2,421,904
Meeting expenses	4,683,400	6,360,415
Annual general meeting expenses	862,470	786,825
Training expenses	70,890	125,956
Audit fee	1,000,000	1,000,000
Miscellaneous expenses	334,531	627,145
Write offs		31,371
Loss on disposal of Assets		852,895
Noon Expenses	-	524,095
Total	190,809,007	153,888,730

26.2 Provision for Doubtful debts & advances

The details of provisions provided for amounts of doubtful debts and doubtful advances to subsidiaries are as below:

In NPR

Particulars	For the year ended Ashad 32, 2082 (July 16, 2025)	For the year ended Ashad 31, 2081 (July 15, 2024)
Provision for Investments	-	-
Provision for doubtful debts	40,000,000	-
Provision for doubtful advances	25,000,000	-
Total	65,000,000	-

27 Finance Costs

27.1 Accounting Policy

Borrowing costs that are directly attributable to the acquisition, construction or production of a qualifying asset are capitalized during the period of time that is required to complete and prepare the asset for its intended use or sale. Qualifying assets are assets that necessarily take a substantial period of time to get ready for their intended use or sale.

All other borrowing costs are recognized in statement of profit or loss in the period in which they are incurred.

27.2 Explanatory Notes

Finance costs are the Interest Expenses related to the servicing of borrowings. These costs include finance cost for both long term loans and short-term loans.

The details of interest expenses are as follows:

In NPR

Particulars	For the year ended Ashad 32, 2082 (July 16, 2025)	For the year ended Ashad 31, 2081 (July 15, 2024)
Interest expense:		
On term loan	6,066,151	15,015,779
On short term and demand loan	408,426,384	561,844,843
Total	414,492,535	576,860,622

**28 Income Tax Expenses****28.1 Accounting Policy**

The income tax expenses of the company comprises of current income tax and deferred tax expenses.

Current income tax which is payable on taxable profits is recognized as an expense in the period in which the profits arise.

28.2 Explanatory Notes**A. Amount recognized in Statement of Profit or loss**

In NPR

Particulars	For the year ended Ashad 32, 2082 (July 16, 2025)	For the year ended Ashad 31, 2081 (July 15, 2024)
Current tax		
Income tax for the year	59,925,366	22,467,007
Income tax related to previous years	3,460,293	9,467,470
Total current tax	63,385,659	31,934,477
Deferred tax		
Deferred tax for the year	(32,682,340)	(643,639)
Total deferred tax	(32,682,340)	(643,639)
Total Tax Expenses	30,703,319	31,290,838

Tax expenses of NPR. 59,987,744 has been provided for the current financial year by way of self-assessment as per the Income Tax Act, 2058. Additional income tax liability assessed for the FY 2077-78 amounting to NPR. 3,460,293 has been presented under "Income tax relating to previous years".

B. Reconciliation of Income Tax Expense and Accounting Profit

In NPR

Particulars	U/s	As per SPL	Adjustments	As per Tax
Sales Revenue		9,381,829,169	-	9,381,829,169
Other Income		77,361,672	(14,789,597)	62,572,075
Total Income (A)		9,459,190,841	(14,789,597)	9,444,401,244
Expenses				-
Employee Expenses		345,929,720	(57,200,111)	288,729,609
Administrative Expense		224,892,171	(77,652,489)	147,239,682
Total (B)	13	570,821,891	(134,852,600)	435,969,291
Interest	14	414,492,535	-	414,492,535
Cost of Sales	15	8,326,322,838	(1,718,902)	8,324,603,936
Depreciation u/s 19	19	12,245,911	7,687,433	19,933,344
Repair and maintenance		30,916,836	(17,399,280)	13,517,556
Total (C)		8,783,978,120	(11,430,749)	8,772,547,371
Profit before employee bonus (A-B-C)		104,390,830	131,493,752	235,884,582
Employee Bonus		10,439,083		10,439,083
Taxable Profit before adjustment of loss		93,951,747		225,445,499
Unused Tax Loss			-	-
Taxable Profit				225,445,499
Income Tax @25%				56,361,375
Fine as per Section 117				3,170,678
Interest as per Section 118				47,305
Interest as per Section 119				346,008
Total Income Tax Provision				59,925,366



29 Earnings Per Share

29.1 Accounting Policy

29.1.1 Basic earnings per share

Basic earnings per share is calculated by dividing the profit or loss attributable to ordinary shareholders of the company by weighted average number of ordinary shares outstanding during the financial year, adjusted for bonus elements in equity shares issued during the year.

29.1.2 Diluted earnings per share

Diluted earnings per share is determined by adjusting the profit or loss attributable to ordinary shareholders and the weighted average number of ordinary shares outstanding for the effects of all dilutive potential ordinary shares, which comprise of share options granted on convertible preference shares, debentures or to employees. Since, the company does not have any convertible instrument and has not granted any options to its employees, diluted earnings per share is considered the same as basic earnings per share.

29.2 Explanatory notes

The company discloses basic and diluted earnings per share (EPS) for its ordinary shares.

Basic EPS is calculated by dividing the profit or loss attributable to ordinary shareholders of the company by the weighted average number of ordinary shares outstanding during the period.

Diluted EPS is determined by adjusting the profit or loss attributable to ordinary shareholders and the weighted average number of ordinary shares outstanding for the effects of all dilutive potential ordinary shares, which comprise share options granted on convertible preference shares, debentures or to employees.

Since, the company does not have any convertible instruments and has not granted any options to its employees', diluted EPS is considered the same as basic EPS. The details of EPS, Restated EPS and DEPS are as below:

In NPR

Particulars	For the year ended Ashad 32, 2082 (July 16, 2025)	For the year ended Ashad 31, 2081 (July 15, 2024)
Profits attributed to equity holders of the Company	63,248,428	41,888,328
Weighted average number of shares	3,207,170	3,207,170
Basic and diluted earnings per share	19.72	13.06

30 Net Worth Per Share

Net worth per share represents the company's equity attributable to each outstanding share. It is calculated by dividing the company's net worth (shareholders' equity) by the total number of outstanding shares.

In NPR

Particulars	For the year ended Ashad 32, 2082 (July 16, 2025)	For the year ended Ashad 31, 2081 (July 15, 2024)
Attributable Book Equity		
Share Capital	320,716,955	320,716,955
Retained earnings	232,050,261	233,501,869
Capital Donation Fund	442,923,692	458,846,017
Revaluation Reserve	395,186,375	395,186,375
Deferred tax reserve	238,779,423	206,097,083
Net Worth (Total Equity)	1,629,656,706	1,614,348,299
No. of shares outstanding	3,207,169.55	3,207,169.55
Net worth per share (Total equity per share)	508.13	503.36

Equity excluding conditional reserves		
Net Worth (Total Equity)	1,629,656,706	1,614,348,299
Less: Capital Donation Fund	(442,923,692)	(458,846,017)
Less: Revaluation Reserve	(395,186,375)	(395,186,375)
Total attributable reserves	791,546,639	760,315,907
No. of shares outstanding	3,207,170	3,207,170
Net worth per share (excluding conditional reserves)	246.81	237.07

**31 Related Parties**

The Company identifies the following as its related parties:

31.1 Identification of Related Party Disclosures

Following has been identified as related parties of the company

- The Government of Nepal - which is shareholders of the company and represents in Board of Directors of the company
- Directors of the company
- Key Management Personnel of the company
- Relatives of directors
- Subsidiaries and Associates

31.1.1 Directors

Except for the following transactions, company has not conducted any other transaction with directors or their relatives during the financial year.

In NPR

SN	Board Members	Designation	Meeting Allowance	Business Promotion	Total
1	Pradip Lal Shrestha	Chairman	232,500	120,000	352,500
2	Shivaram Pokharel	Director	219,000	90,000	309,000
3	Anjan Shrestha	Director	142,000	120,000	262,000
4	Narayan Das Manandhar	Director	150,000	120,000	270,000
5	Rajendra Man Sherchan	Director	-	50,690	50,690
6	Rajesh Kumar Shrestha	Director	150,000	120,000	270,000
7	Sunil Shrestha	Director	155,500	120,000	275,500
8	Ramesh Acharaya	Director	70,000	64,713	134,713
	Total		1,119,000	805,402	1,924,403

31.1.2 Key Management Personnel

The company considers its Chief Executive Officer (CEO), Deputy Chief Executive Officer (DCEO), Assistant Chief Executive Officer (ACEO), Divisional Managers and Managers to be Key Management Personnel. The company has not conducted any transaction (other than payment of employee benefits) with the Key Management Personnel during the year. The amount of transactions with Key Management are as below:

Particulars	Transactions	For the year ended Ashad 32, 2082 (July 16, 2025)	For the year ended Ashad 31, 2081 (July 15, 2024)
Key Management Personnel	Salary and Benefits	38,181,229	31,592,110

31.2 Transactions with Related Parties

The details of transactions with related parties are as follows:

Particulars	For the year ended Ashad 32, 2082 (July 16, 2025)	For the year ended Ashad 31, 2081 (July 15, 2024)
Sale of Goods to		
Himalayan Khadhya & Packaging Udyog Ltd.	-	-
Khadhya Udhyyog Ltd.	22,177,476	7,119,995
Morang Sugar Mills Ltd.	1,748,215	2,112,870
Purchase of goods from		
Himalayan Khadhya & Packaging Udyog Ltd.	121,388,281	132,528,262
Khadhya Udhyyog Ltd.	273,301,470	204,839,995



Metro Kathmandu Gas Industries Limited	995,001,798	944,343,384
Nepal Vanaspati Ghee Udhog	4,610,951	4,150,869
Advance Given		
Himalayan Khadhya & Packaging Udyog Ltd.	115,513,287	133,262,235
Khadhya Udhog Ltd.	112,814,029	202,006,702
Metro Kathmandu Gas Industries Limited	1,007,688,868	944,406,978
Upahar Housing Co. Ltd.	5,397,029	-
Futureworks Building Solution (P) Ltd.	64,668,000	12,899,210
Nepal Vanaspati Ghee Udhog	25,957,535	603,300
Gharelu Hastakala Udyog Pvt. Ltd.	12,800	47,800
Nepal Hastakala Company	-	500
Advance Refunded		
Nepal Hastakala Company	500	-
Morang Sugar Mills Ltd.	3,415,157	9,895,811
STC Reinsurance Brokers Pvt Ltd.	-	(125,500)
Upahar Housing Co. Ltd.	-	(21,149,783)

31.2.1 Summary of closing balances with Related Parties

In NPR

Particulars	For the year ended Ashad 32, 2082 (July 16, 2025)	For the year ended Ashad 31, 2081 (July 15, 2024)
Receivables & Advances		
Butwal Spinning Mills	38,157,628	38,157,628
Futureworks Building Solution (P) Ltd.	181,619,239	116,951,239
Gharelu Hastakala Udyog Pvt. Ltd.	3,381,946	3,369,146
Gorakhkali Rubber Udhog Ltd.	22,859,940	22,859,940
Himalayan Khadhya & Packaging Udyog Ltd.	223,087,410	228,962,404
Khadhya Udhog Ltd.	111,863,927	250,173,893
Metro Kathmandu Gas Industries Limited	443,300,768	430,613,698
Morang Sugar Mills Ltd.	128,631,160	130,298,102
Nepal Hastakala Company	400,000	400,500
Nepal Vanaspati Ghee Udhog	225,915,999	204,569,415
Subarna Pharmaceuticals	5,104,559	5,104,559
Upahar Housing Co. Ltd.	269,058,666	263,661,637
S.T.C. Reinsurance Brokers Pvt Ltd.	-	569,500
Payables		
Hitkari Guthi	19,010	19,010
S.T.C. Gas Udhog Ltd.	1,823,637	1,823,637

32 Operating Segment

Operating segments are reported in a manner consistent with the internal reporting provided to the Chief Operating Decision Maker (CODM). The CODM, who is responsible for allocating resources and assessing performance of the operating segments, has been identified as the management team of the Company comprising of the chief executive officer and various department heads.



The Company has identified the following line of businesses as separate segments:

S.N.	Particulars	Activity
1	Salt Sales	Free flow salt, washed salt, Phoda salt
2	Fertilizer Sales	Subsidised-Diammonium Phosphate, Urea, Potash
		Non-subsidised Fertilizers
3	Gas	STC Gas
4	Others	Sugar, seed, wheat, Cement, Iron steel, Rice, Flour, Gas, Ghee Oil, Paper, Kitchen appliances and others.

Segments are organized based on business which have similar economic characteristics as well as which exhibit similarities in nature of products and services offered, the type and class of customer and distribution methods.

Selection of segments are done as per NFRS 8 based on percentage of revenue. A segment is selected if it covers more than 10% of the combined revenue of the entity.

32.1 Business Segments

In NPR

Particulars	Salt	Fertilizer	Gas	Others	Total
Sales	3,861,438,806	2,822,774,365	990,008,117	1,707,607,881	9,381,829,168
Sales %	41.16%	30.09%	10.55%	18.20%	100%
Cost of Sales	2,823,624,766	2,618,855,593	1,018,415,565	1,865,426,912	8,326,322,840
Opening Stock	1,289,156,077	1,139,122,503	-	656,805,604	3,085,084,183
Add: Purchase	1,377,609,665	1,716,700,002	988,895,772	1,666,432,273	5,749,637,712
Add: Trading Expenses	1,384,813,600	147,107,692	29,519,794	67,762,107	1,629,203,196
Less: Closing	(1,227,954,576)	(384,074,604)	-	(525,573,072)	(2,137,602,252)
Gross Profit	1,037,814,039	203,918,772	(28,407,449)	(157,819,031)	1,055,506,331

33 Interim Reports

Interim reports have been reported in accordance with the requirement of Securities Board of Nepal (SEBON), CDS Clearing Ltd. and Nepal Stock Exchange Ltd. (NEPSE).

34 Financial instruments and related disclosures

34.1 Financial risk management

The company is subject to a number of financial risks which arise as a result of its investment activities, including credit risk, market risk and liquidity risk.

34.1.1 Credit risk

Credit risk is the risk that a counterparty will default on its contractual obligations resulting in financial losses to the company. In the normal course of business, the Company is exposed to credit risk from transactions with its counterparty.

The maximum credit risk of financial assets is deemed to be their carrying amount as reported in the statement of financial position.

34.1.2 Market risk

All equity investments present a risk of loss of capital, often due to factors beyond the company's control such as competition, regulatory changes, and changes in general economic climates domestically and internationally. The company's management moderates this risk through careful stock selection and diversification, daily monitoring of the market positions and regular reporting to the board of directors.

The maximum market risk resulting from financial instruments determined as their fair value.

34.1.3 Price risk

Price risk is the risk of gains or losses from changes in the market price of investments. The company is exposed to the risk of fluctuations in the underlying value of its listed portfolio companies.



34.1.4 Interest rate risk

The interest rate risk is the risk of movements in local interest rates. The company is therefore exposed to the risk of gains or losses on account of changes in rate of interest on its borrowings and investment from movements in local interest rates. There is no hedge against the risk of movement in interest rates.

34.1.5 Liquidity risk

Liquidity risk is the risk that the assets held by the company cannot be readily be converted to cash in order to meet the Company's financial obligations as they fall due. The company has maintained adequate liquidity level and has approved borrowing limits with the banks to meet working capital requirements.

35 Provisions, Contingent Liabilities and Commitments

35.1 Accounting Policy

Provisions are recognized when the Company has a present legal or constructive obligation as a result of past events and it is probable that an outflow of resources will be required to settle the obligation and the amount can be reliably estimated. The carrying amounts of provisions are reviewed at each date of statement of financial position and adjusted to reflect the current best estimate. Provisions are measured at the present value of management's best estimate of the expenditure required to settle the present obligation at the end of the reporting period.

A disclosure for contingent liabilities is made where there is a possible obligation or a present obligation that may probably not require an outflow of resources or an obligation for which the future outcome cannot be ascertained with reasonable certainty. When there is a possible or a present obligation where the likelihood of outflow of resources is remote, no provision or disclosure is made.

35.2 Contingent Liabilities

The company received demand from the Large Tax Payers' Office for additional income tax, VAT and TDS totaling to NPR 164,402,712 for financial years 2072-73, 2073-74, 2074-75, 2075-76, 2076-77 and 2077-78 which have been appealed for administrative review for which NPR 46,520,593 has been deposited by the company.

35.3 Disclosure of claim

During FY 2075-76, claims against Company's employees were filed for misappropriation involving embezzlement of the Company's inventory amounting to NPR 1,907,350. The matter was investigated by management and Commission for Investigation of Abuse of Authority (CIAA), appropriate legal action was initiated, and the concerned employees were terminated. The case is currently under consideration before the Honorable Supreme Court of Nepal under Case No. 079-CR-1067.

35.4 Commitments

The company has provided corporate guarantee for certain borrowings for related parties as follows:

In NPR			
SN	Guarantee to	For the purpose of	Guarantee Amount
1	Global IME Bank., Hetauda	Loan taken by Khadya Udyog Ltd.	154,700,000
Total			154,700,000

As per our report of even date

Oam Siddhi Gubhaju
Deputy Chief Executive Officer
Finance & Accounts Division

Urmila Shrestha
Chief Executive Officer

Pradip Lal Shrestha
Chairperson

CA Anil Joshi
Partner
Kuber N. Bhattarai & Co.
Chartered Accountants

Board of Directors

Shivaram Pokharel

Ramesh Acharya

Anjan Shrestha

Narayan Das Manandhar

Rajesh Kumar Shrestha

Sunil Shrestha

Devendra Bhakta Shrestha

Place: Kathmandu

Date: Magh 28, 2082 (February 11, 2026)



साल्ट ट्रेडिङ्ग कर्पोरेशन लिमिटेड

वित्तीय अवस्थाको विवरण

३२ आषाढ, २०८२

ने.रु

नेपालीमा अनुवाद

विवरण	अनुसूची	आषाढ ३२, २०८२ (जुलाई १६, २०२५)	आषाढ ३१, २०८१ (जुलाई १५, २०२४)
सम्पति			
गैर चालु सम्पति			
जायजंथा, प्लान्ट तथा उपकरणहरू	३/४	१,४४३,१९९,९६९	१,४४६,११४,०३८
पूँजीगत कामको प्रगति	३/४	-	१२३,६९५
अदृश्य सम्पति	३/४	१,५६०,५८१	१,२२८,४३८
वित्तीय सम्पति			
लगानी	६	६५३,३१५,४९१	५७९,११५,३८०
इक्विटी उपकरणहरूमा लगानीको अग्रीम		-	-
अन्य गैर चालु सम्पति	७ ए	१,६१४,९६६,२६२	१,६७३,४२३,२९९
स्थगन कर सम्पति	८	२३८,७७९,४२४	२०६,०९७,०८३
जम्मा गैर चालु सम्पति		३,९५१,८२१,७२७	३,९०६,१०१,९३३
चालु सम्पति			
मौज्दात	९	४,२८४,३३८,६०८	३,३०९,१६१,६०४
वित्तीय सम्पति			
ब्यापार प्राप्य	१०	९४५,०७६,९७६	१,०७९,८३५,९८४
नगद तथा नगद समान	११	३,२६९,२२९,३५६	३३०,४१८,३३२
अन्य बैंक मौज्दात	१२	१२,८५३,४६४	११,८७१,६४७
नेपाल सरकारबाट पाउनुपर्ने	१३	३६७,७९६,१२३	२७६,०८९,९५१
अन्य चालु सम्पति	७ बि	६३३,६१५,१५०	६०५,४२७,६७६
अग्रीम कर	१८	-	४०,८७५,४९२
जम्मा चालु सम्पति		९,५१९,८२९,६७७	५,६५३,६८०,६८६
जम्मा सम्पति		१३,४६४,६५१,४०४	९,५५९,७८२,६१९
इक्विटी तथा दायित्व			
इक्विटी			
शेयर पूजी	१४	३२०,७९६,९५५	३२०,७९६,९५५
अन्य इक्विटी			
संचित आम्दानी तथा जगेडा	१५	१,३०८,९३९,७५१	१,२९३,६३१,३४४
जम्मा इक्विटी		१,६२९,६५६,७०६	१,६१४,४२८,२९९
गैर चालु दायित्व			
वित्तीय दायित्व			
दीर्घकालीन ऋण	१६ ए	-	२२,५००,०००
अन्य वित्तीय दायित्व	१७ ए	३८३,४५९,८०९	४३०,३१३,४६४
कर दायित्व खुद	१८	८,०९१,५२९	-
जम्मा गैर चालु दायित्व		३९१,५५१,३३८	४५२,८१३,४६४
चालु दायित्व			
वित्तीय दायित्व			
अल्पकालीन ऋण	१६ बि	२,४७०,६५२,५७०	४,३२६,०३२,८५६
व्यापारिक तथा अन्य भुक्तानी दिन बाँकी	१९	८,३२९,२५१,८१५	२,६४५,५७३,५७९
अन्य वित्तीय दायित्व	१७ बि	५०१,९३५,२२६	४०५,४४५,१८९
अन्य चालु दायित्वहरू	२०	१२१,६०३,७४९	११५,५६९,२३२
जम्मा चालु दायित्व		११,४२३,४४३,३६०	७,४९२,६२०,८५६
जम्मा इक्विटी तथा दायित्व		१३,४६४,६५१,४०४	९,५५९,७८२,६१९

आजको मितिको हाम्रो प्रतिवेदनको आधारमा

ओम सिद्धि गुभाजू

नायब प्रमुख कार्यकारी अधिकृत
लेखा तथा वित्त विभागमिति : २०८२/१०/२८
स्थान : काठमाडौं

४८

उर्मिला श्रेष्ठ

प्रमुख कार्यकारी अधिकृत
सञ्चालकहरू

शिवराम पोखरेल

अन्जन श्रेष्ठ

राजेश कुमार श्रेष्ठ

प्रदिप लाल श्रेष्ठ

अध्यक्ष

रमेश आचार्य

नारायण दास मानन्धर

सुनील श्रेष्ठ

देवेन्द्रभक्त श्रेष्ठ

सी.ए. अनिल जोशी

साभेदार

कुवेर एन. भट्टराई एण्ड कम्पनी

चार्टर्ड एकाउन्टेन्ट्स



साल्ट ट्रेडिङ्ग कर्पोरेशन लिमिटेड

नाफा वा नोक्सान तथा अन्य विस्तृत आमदानीको विवरण

आ.व. २०८१/८२ आषाढ मसान्तसम्मको

ने.रु

विवरण	अनुसूची	आषाढ ३२, २०८२ (जुलाई १६, २०२५)	आषाढ ३१, २०८१ (जुलाई १५, २०२४)
विक्री आमदानी	२१	९,३८१,८२९,१६९	१३,३५०,३२९,०७९
विक्री लागत	२२	६,६९७,११९,६४२	१०,३४०,५३३,२७२
व्यापारिक खर्च	२३	१,६२९,२०३,१९६	१,९६०,००४,०९८
कुल नाफा (नोक्सान)		१,०५५,५०६,३३१	१,०४९,७९१,७०९
अन्य सञ्चालन आमदानी	२४	७७,३६१,६७२	८९,२००,७९१
कुल सञ्चालन नाफा		१,१३२,८६८,००३	१,१३८,९९२,५००
कर्मचारी खर्चहरू	२५	३५६,३६८,८०३	३२२,२२३,३७५
प्रशासनिक तथा अन्य खर्चहरू	२६.१	१९०,८०९,००७	१५३,८८८,७३०
शंकास्पद आसामी तथा अग्रिम भुक्तानी	२६.२	६५,०००,०००	-
सञ्चालन नाफा		५२०,६९०,१९३	६६२,८८०,३९५
हासकट्टी तथा परिशोधन खर्च	३/४	१२,२४५,९११	१२,८४०,६०७
व्याज खर्च	२७	४१४,४९२,५३५	५७६,८६०,६२२
कर अधिको नाफा		९३,९५१,७४७	७३,१७९,१६६
आयकर खर्च			
चालु कर खर्च	२८	६३,३८५,६५९	३१,९३४,४७७
स्थगन कर खर्च/(आमदानी)	२८	(३२,६८२,३४०)	(६४३,६३९)
यस वर्षको खूद नाफा		६३,२४८,४२८	४१,८८८,३२८
अन्य विस्तृत आमदानी			
नाफा र नोक्सान हिसाबमा पुनः वर्गीकरण नहुने अन्य विस्तृत आमदानी		-	-
तोकिएको सुविधा योजनाहरूको पुन मूल्यांकन		-	-
माथिका विषयहरूमा सम्बन्धित कर खर्च र (आमदानी)		-	-
जम्मा अन्य विस्तृत आमदानी		-	-
जम्मा विस्तृत आमदानी		६३,२४८,४२८	४१,८८८,३२८
प्रति शेयर आमदानी			
आधारभूत प्रति शेयर आमदानी	२९	१९।७२	१३।०६
विलित प्रति शेयर आमदानी	२९	१९।७२	१३।०६

आजको मितिको हाम्रो प्रतिवेदनको आधारमा

ओम सिद्धि गुभाजू

नायब प्रमुख कार्यकारी अधिकृत
लेखा तथा वित्त विभाग

उर्मिला श्रेष्ठ

प्रमुख कार्यकारी अधिकृत

प्रदिप लाल श्रेष्ठ

अध्यक्ष

सी.ए. अनिल जोशी

साम्भेदार

कुबेर एन. भट्टराई एण्ड कम्पनी

चार्टर्ड एकाउन्टेन्ट्स

सञ्चालकहरू

मिति : २०८२/१०/२८
स्थान : काठमाडौं

शिवराम पोखरेल

अन्जन श्रेष्ठ

राजेश कुमार श्रेष्ठ

रमेश आचार्य

नारायण दास मानन्धर

सुनील श्रेष्ठ

देवेन्द्रभक्त श्रेष्ठ



साल्ट ट्रेडिङ्ग कर्पोरेशन लिमिटेड

नगद प्रवाह विवरण

आ.ब. २०८१/८२ आषाढ मसान्तसम्मको

ने.रु

विवरण	आषाढ ३२, २०८२ (जुलाई १६, २०२५)	आषाढ ३१, २०८१ (जुलाई १५, २०२४)
क संचालन गतिविधिबाट नगद प्रवाह		
आयकर अधिको नाफा र (नोक्सान)	९३,९५१,७४७	७३,१७९,१६६
समायोजन		
हासकट्टी तथा परिशोधन खर्च	१२,२४५,९११	१२,८४०,६०७
लगानीमा व्यवस्था	-	-
शंकास्पद आसामीमा व्यवस्था	४०,०००,०००	-
अग्रीम भुक्तानी र पेशकीमा व्यवस्था	२५,०००,०००	-
व्याज खर्च	४१४,४९२,५३५	५७६,८६०,६२२
व्याज आमदानी	(२९,८७१,३४५)	(२८,३५५,५७५)
पहिलेको अवधिको समायोजन	-	९,३४४,४८५
लाभांश भुक्तानी	(३२,०१७,६९६)	-
लाभांश आमदानी	(१३,१५८,००३)	(५,०५८,३८८)
चालु पूँजी परिवर्तन अधिको संचालन नाफा	५१०,६४३,१५०	६३८,८१०,९१७
चालु पूँजी परिवर्तनको समायोजन		
जिन्सी मौज्जातमा (वृद्धि) र कम	(९७५,१७७,००४)	५,९०६,९०८
व्यापार तथा अन्य आसामी, पेशकी र निक्षेपमा (वृद्धि) र कमी	१००,०२८,५७१	(५७९,९७४,९९९)
व्यापारिक तथा चालु दायित्वमा (वृद्धि) र कमी	५,७५९,३४९,१३५	(१,५२४,८१३,१४२)
नेपाल सरकारसँग हिसाबमा (वृद्धि) र कमी	(९१,६२६,१७२)	(७२,४३८,१७९)
कर अधिको सञ्चालन गतिविधिबाट नगद प्रवाह	५,३०३,२१७,६८०	(१,५३२,५०८,४९६)
आयकर भुक्तानी	(१४,४१८,६३७)	(८७,७९५,९३७)
संचालन गतिविधिहरूबाट खूद नगद प्रवाह	५,२८८,७९९,०४३	(१,६२०,३०४,४३३)
ख लगानी गतिविधिहरूबाट नगद प्रवाह	५,२८८,७९९,०४३	
स्थिर सम्पत्ति खरीद	(२५,४६२,६१६)	(३,४२६,०९४)
कर्मचारी सुविधा योजनासँग सम्बन्धित लगानी	(५७,२००,१११)	(३९,४०१,४६९)
इन्विष्टी तथा अन्यमा लगानी	(१७,०००,०००)	१०,२७४,०७०
व्याज प्राप्त	२९,८७१,३४५	२८,३५५,५७५
लाभांश प्राप्त	१३,१५८,००३	५,०५८,३८८
लगानी गतिविधिहरूबाट खूद नगद प्रवाह	(५६,६३३,३७९)	८६०,४७०
ग वित्तीय गतिविधिहरूबाट नगद प्रवाह		
छोटो अवधिको ऋणमा वृद्धि र (कमी)	(२२,५००,०००।००)	२,२४२,५३७,०६८
दीर्घकालीन अवधिको ऋण वृद्धि र (कमी)	(१,८५५,३८०,२८६)	(६०,०००,०००)
व्याज भुक्तानी	(४१४,४९२,५३५)	(५७६,८६०,६२२)
लाभांश भुक्तानी	-	(२,२०१,६५३)
वित्तीय गतिविधिहरूबाट खूद नगद प्रवाह	(२,२९२,३७२,८२१)	१,६०३,४७४,७९३
खूद नगद वा सो सरहमा वृद्धि र (कमी)	२,९३९,७९२,८४१	(१५,९६९,१७०)
वर्षारम्भको नगद तथा नगद समतुल्य	३४२,२८९,९७९	३५८,२५९,१४९
वर्षको अन्त्यमा नगद तथा नगद समतुल्य	३,२८२,०८२,८२०	३४२,२८९,९७९
नगद तथा नगद समतुल्यमा समावेश:		
नगद मौज्जात	३,१०८,००२	७,५६८,०५२
सुन तथा चाँदीको सिक्का	१५,३२३	१५,३२३
चालु खातामा बैंक मौज्जात	२,८३१,०५९,६५८	२३१,७२९,०२७
कल खातामा बैंक मौज्जात	४३५,०४६,३७३	९१,१०५,९३०
अन्य बैंक मौज्जात	१२,८५३,४६४	११,८७१,६४७
जम्मा	३,२८२,०८२,८२०	३४२,२८९,९७९

ओम सिद्धि गुभाजू

नायब प्रमुख कार्यकारी अधिकृत
लेखा तथा वित्त विभागमिति : २०८२/१०/२८
स्थान : काठमाडौं

उर्मिला श्रेष्ठ

प्रमुख कार्यकारी अधिकृत

सञ्चालकहरू

शिवराम पोखरेल

अन्जन श्रेष्ठ

राजेश कुमार श्रेष्ठ

प्रदिप लाल श्रेष्ठ

अध्यक्ष

रमेश आचार्य

नारायण दास मानन्धर

सुनील श्रेष्ठ

देवेन्द्रभक्त श्रेष्ठ

आजको मितिको हाम्रो प्रतिवेदनको आधारमा

सी.ए. अनिल जोशी

साभेदार

कुबेर एन. भट्टराई एण्ड कम्पनी

चार्टर्ड एकाउन्टेन्ट्स

साल्ट ट्रेडिङ्ग कर्पोरेशन लिमिटेड

इक्विटीमा भएको परिवर्तन सम्बन्धी विवरण
आ.ब. २०८१/८२ आषाढ मसान्तसम्मको

ने.रू.

विवरण	शेयर पूंजी	संचित आम्दानी	पूँजीगत अनुदान जगोडा	पुनर्मूल्यांकन जगोडा	स्थगन कर आम्दानी	जम्मा
आषाढ ३१, २०८० (जुलाई १६, २०२३)	२७८,८८४,३०९	२२६,९४६,९९४	४७४,९०५,६३६	३९५,१८६,३७५	२०५,४५३,४४४	१,५८१,३७६,७५८
यस वर्षको खुद नाफा	-	४१,८८८,३२८	-	-	-	४१,८८८,३२८
यस वर्षको स्थगन कर	-	(६४३,६३९)	-	-	६४३,६३९	-
बोनस शेयर जारी	४१,८३२,६४६	(४१,८३२,६४६)	-	-	-	-
बोनस शेयर समायोजन २०७६/७७	-	५३,८९१	-	-	-	५३,८९१
अधिल्लो अवधिको कर समायोजन	-	९,२९०,५९३	-	-	-	९,२९०,५९३
नगद लाभांश भुक्तानी	-	(२,२०१,६५३)	-	-	-	(२,२०१,६५३)
पूँजीगत अनुदान सम्पत्तिमा न्हासकट्टी	-	-	(१६,०५९,६१९)	-	-	(१६,०५९,६१९)
आषाढ ३१, २०८१ (जुलाई १५, २०२४)	३२०,७१६,९५५	२३३,५०१,८६९	४५८,८४६,०१७	३९५,१८६,३७५	२०६,०९७,०८३	१,६१४,३४८,२९९
यस वर्षको खुद नाफा	-	६३,२४८,४२८	-	-	-	६३,२४८,४२८
यस वर्षको स्थगन कर	-	(३२,६८२,३४०)	-	-	३२,६८२,३४०	-
बोनस शेयर जारी	-	-	-	-	-	-
नगद लाभांश भुक्तानी	-	(३२,०१७,६९६)	(१५,९२२,३२५)	-	-	(३२,०१७,६९६)
पूँजीगत अनुदान सम्पत्तिमा न्हासकट्टी	-	-	४४२,९२३,६९२	-	-	(१५,९२२,३२५)
आषाढ ३२, २०८२ (जुलाई १६, २०२५)	३२०,७१६,९५५	२३२,०५०,२६१	४४२,९२३,६९२	३९५,१८६,३७५	२३८,७७९,४२३	१,६२९,६५६,७०६

ओम सिद्धि गुभाजू

नायब प्रमुख कार्यकारी अधिकृत

उर्मिला श्रेष्ठ

प्रमुख कार्यकारी अधिकृत

प्रदिप लाल श्रेष्ठ

अध्यक्ष

सी.ए. अनिल जोशी

साम्भेदार

कुवेर एन. भट्टराई एण्ड कम्पनी

चार्टर्ड एकाउन्टेन्ट्स

मिति : २०८२/१०/२८

स्थान : काठमाडौं

सञ्चालकहरू

शिवराम पोखरेल

अन्जन श्रेष्ठ

राजेश कुमार श्रेष्ठ

रमेश आचार्य

नारायण दास मानन्धर

सुनील श्रेष्ठ

देवेन्द्रभक्त श्रेष्ठ





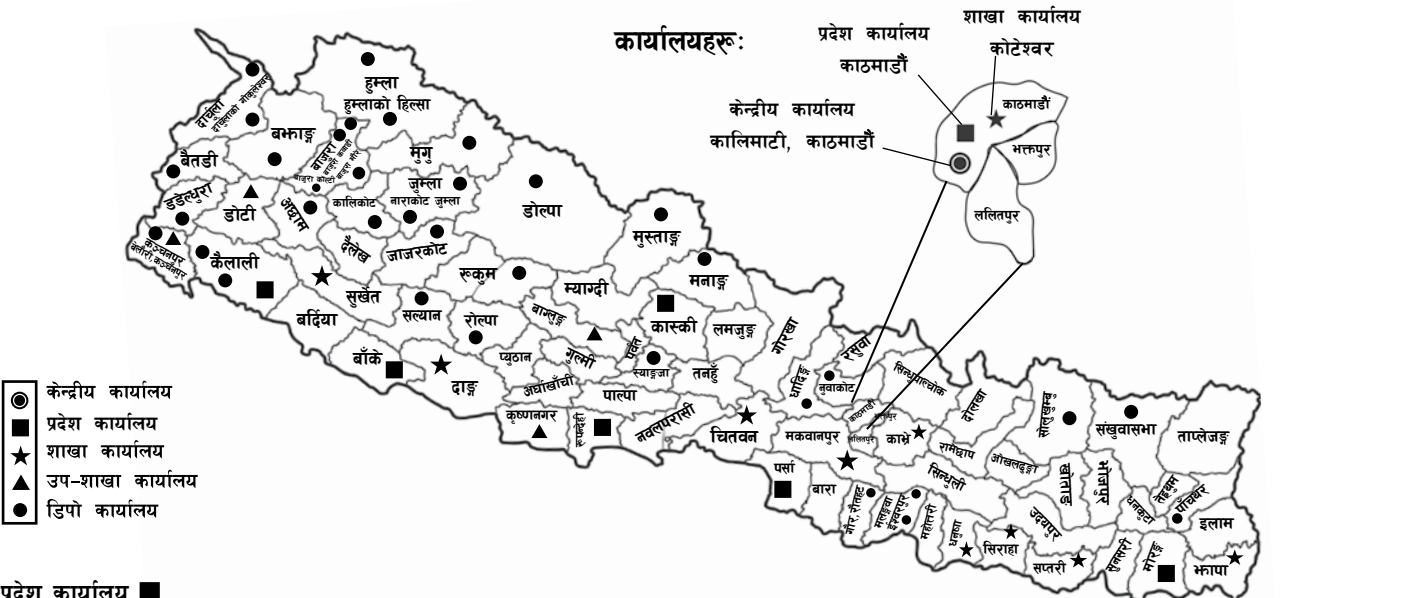
टिपोट

A series of horizontal dotted lines spanning the width of the page, providing a template for handwritten notes or entries.



प्रमुख सूचकांकहरू (Main Indicators)

Table with 9 columns: क्र.सं., अनुपात / सूचक परिभाषा, Ratio / Indicator, २०८१/०८२, २०८०/०८१, २०७९/०८०, २०७८/०७९, २०७७/०७८. Rows include Gross Profit Ratio, Net Profit Ratio, Current Ratio, Quick Ratio, Return on Equity, Return on Assets, Interest Coverage, Dividend Payout, Inventory Turnover, Receivable Turnover, EPS, Diluted EPS, Restated EPS.



प्रदेश कार्यालय ■ १. काठमाडौं २. वीरगंज, पर्सा ३. भैरहवा, रूपन्देही ४. विराटनगर, मोरङ्ग ५. नेपालगंज, बाँके ६. धनगढी, कैलाली ७. पोखरा, कास्की

शाखा कार्यालय ★ १. सतुंगल, काठमाडौं २. कोटेश्वर, काठमाडौं ३. बनेपा, काभ्रेपलाञ्चोक ४. दाङ्ग ५. जनकपुर, धनुषा ६. हेटौडा, मकवानपुर ७. नारायणगढ, चितवन ८. सुर्खेत ९. विर्तामोड, भद्रा १०. लहान, सिरहा ११. राजविराज, सप्तरी

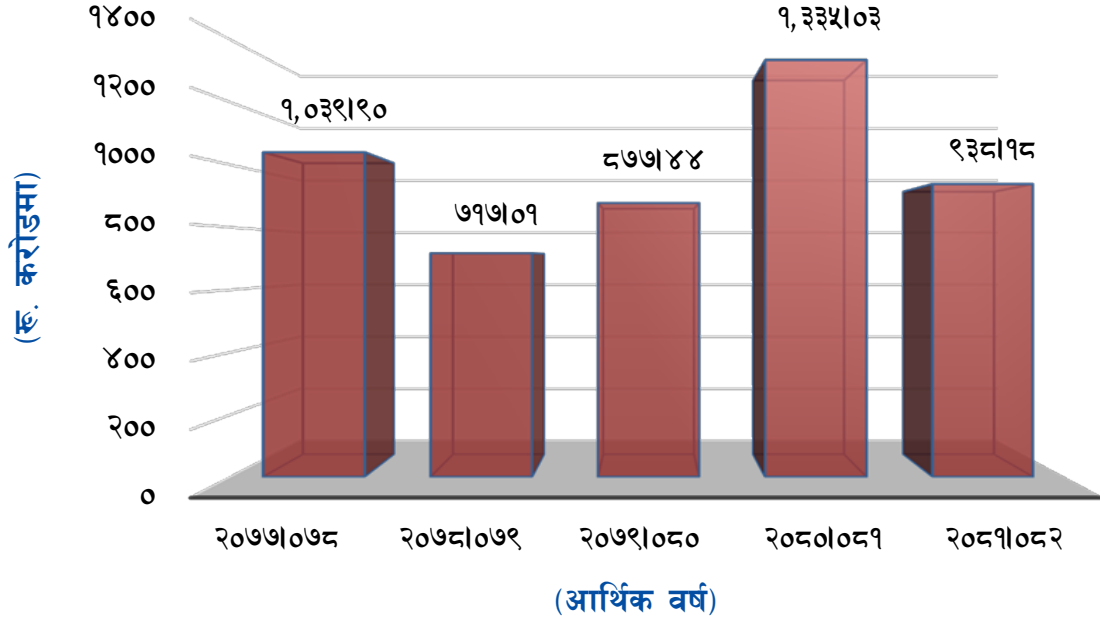
उपशाखा कार्यालय ▲ १. बागलुङ्ग २. कृष्णनगर, कपिलवस्तु ३. महेन्द्रनगर ४. दिपायल

डिपो कार्यालय ● १. डडेलधुरा २. टिकापुर ३. नुवाकोट ४. जुम्ला ५. नाराकोट, जुम्ला ६. बेलौरी, कंचनपुर ७. सोलुखुम्बु ८. मुस्ताङ्ग ९. मनाङ्ग १०. जाजरकोट ११. रूकुम १२. रोल्पा १३. डोल्पा १४. मुगु १५. हुम्ला १६. हुम्लाको हिल्सा १७. कालिकोट १८. बझाङ्ग १९. बाजुरा २०. बाजुरा कोल्टी २१. बाजुराको कवाडी २२. बाजुराको मोरै २३. अछाम २४. दार्चुला २५. दार्चुलाको गोकुलेश्वर २६. संखुवासभा २७. गौर, रौतहट २८. वैतडी २९. सल्यान ३०. मलङ्गवा, सर्लाही ३१. अत्तरिया, कैलाली ३२. स्याङ्जाको वालिङ्ग ३३. ईश्वरपुर, सर्लाही ३४. गुलरिया, बर्दिया ३५. धादिङ्ग ३६. पाँचथर

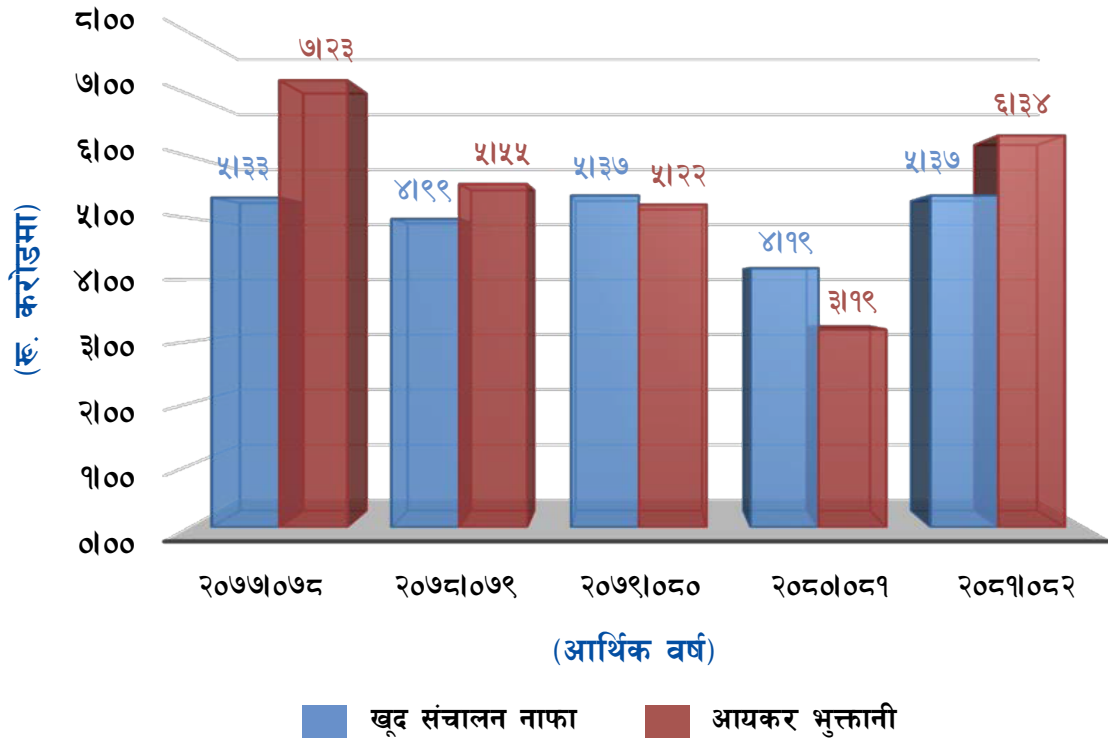
विक्री केन्द्र १. जावलाखेल, ललितपुर २. सूर्यविनायक भक्तपुर ३. बालाजु, ४. इमाडोल, ५. कपन ६. काँडाघारी ७. सोलुखुम्बुको सोताङ्ग ८. गोरखा सिर्दिवास ९. गोरखा माछाखाला १०. जाजरकोट दलीबजार ११. जाजरकोट, थलहबजार १२. जाजरकोट सेवला १३. डोल्पाको सर्मी १४. डोल्पाको काङ्गाँउ १५. डोल्पाको लिक् १६. डोल्पाको तिन्जे (तिब्बत वाटो हुँदै) १७. हुम्ला श्रीनगर १८. हुम्ला सकेगाड १९. बझाङ्गको तलकोट २०. बझाङ्गको बागथला २१. बझाङ्गको काँडा २२. बाजुराको धुलाचौर २३. बाजुराको पाण्डव गुफा बरमा २४. बाजुराको छेदेदह डोगडी २५. बाजुराको गौमुल कृतिचौर २६. अछामको कमलबजार २७. अछामको साँफे बगर २८. अछामको मुजाबगर २९. अछामको ढकारी ३०. अछामको मेल्लेख ३१. दार्चुलाको खण्डेश्वरी ओखल ३२. रूकुमकोट ३३. रूकुम, तकसेरा तक ३४. जुम्ला गोरूचौर ३५. रूकुम, चौरजहारी, ३६. मुगुको श्रीकोट ३७. मुगुको सोरूकोट ३८. अछामको विनायक विक्री केन्द्र ३९. अछामको चौरपाटी विक्री केन्द्र ४०. दार्चुलाको मालिकार्जुन शंकरपुर विक्री केन्द्र ४१. दार्चुलाको नौगाडको होपरीगाड विक्री केन्द्र ४२. दार्चुलाको दुहुको गौरमारा विक्री केन्द्र ४३. दार्चुलाको व्यासको सुनसेरा विक्री केन्द्र ४४. जाजरकोट जुनिचाँदी ताँगा विक्री केन्द्र ४५. डोल्पाको जुफाल विक्री केन्द्र ४६. कालिकोटको रास्कोट विक्री केन्द्र ४७. हुम्लाको याल्वाङ्ग विक्री केन्द्र ४८. कौशलटार ४९. सिफल



विगत पंच वर्षीय बिक्री तालिका



विगत पंच वर्षीय खूद संचालन नाफा तथा आयकर भुक्तानी तालिका



Semi Furnished and fully furnished houses At Dahachowk from **Upahar Housing Company Limited** (subsidiary Company of Salt Trading Corporation Ltd.)

Live the luxury life at peaceful
and greenery area



Upahar Housing Company Limited
Presents



Semi Furnished and fully furnished houses
At Dahachowk

Features of LGS Technology

- Earthquake resistant and lightweight
- Green Technology and environment friendly
- Sound, termite and fire proof
- Faster than RCC structure to construct
- Looked like abroad houses and have better quality
- Strong
- Better insulated properties; cool in summer and warm in winter



www.upaharhousing.com.np ☎ 9810138854

Introduction

Upahar Housing Company Ltd. is a subsidiary of the Salt Trading Corporation (STD). After the massive earthquake hit on 2015 in Nepal, the need for safer, lighter buildings and better construction methods has become more imperative. Thus, STD constructed the earthquake-resistant houses in Dahachowk by using light weight gauge steel (LGS)

Mission

While a lot of semi-modern structures built using traditional RCC column-beam with brick-block systems fared remarkably well before the earthquakes. Upahar Housing uses the LGS technology for an even better solution, to provide safe and quake-resistant houses for large numbers of people in Nepal at better quality and reasonable prices. House is a one-time investment for everyone therefore, everyone wants to make it strong, earthquake resistant, affordable, durable better insulation, storm and termites proof, to live in comfort and faster build-up. LGS technology would help to turn these features into reality for dreaming of their future home. So upahar housing is willing to fulfill the dream of all the Nepalese people by providing their dream house.

Introduction of LGS Technology

LGS frames combining with Cellular light weight concrete and cement form tiles. It is cold formed galvanized iron produced by state of art computerized roll forming machines, with built in notch, dimpling, slots, service holes, etc. LGS frames are assembled using metal screws to form into LGS wall and roof structures of the building. Provisions for doors, windows, ventilators and other cutouts as required are incorporated in the LGS frame structure.

Vision

The vision is driven by Upahar Housing's commitment to its customers to provide quality and earthquake resistant buildings.

Live the luxury life at peaceful
and greenery area

५८ औं वार्षिक साधारण सभाका भलकहरू





तौल पूर्ण, सुरक्षा सम्पूर्ण

STC ग्याँसनै प्रयोग गरौ

STC मेट्रो काठमाडौं ग्याँस इण्डस्ट्रिज लिमिटेड
कालिमाटी, काठमाडौं, फोन: ५३७०३१५

- ISI स्टान्डर्डको मित्र बाहिर रबर कोट मै बीचमा स्टिलको जाली भएका ३ तहको होजपाइप - उच्च गुणस्तरको रेगुलेटर
- पुनः प्रयोग गर्न नसकिने प्लाष्टिक सिल भएको सिलिण्डर
- कम्प्युटर प्रविधिबाट चल्ने प्लान्ट, तौलमा सोहै आना दुक्क हुनुहोस्

साल्ट ट्रेडिङ्ग मल

किताबको ठाउँको सम्पन्न हल

साल्ट ट्रेडिङ्ग कम्पेन्डियम विभिन्न सम्पन्नताका साथै पुनः प्रयोग गर्न नसकिने प्लाष्टिक सिल भएको सिलिण्डर प्रयोग गर्न नसकिने प्लाष्टिक सिल भएको सिलिण्डर

नेपाल सरकारबाट अनुदानित रासायनिक मल

सधैँ "दुई बालबालिका चिन्ह" भएको प्याकेटको आयो. न्यू शक्ति र भानु (नेपाल सरकारको दुवानी अनुदान भएको जिल्लामा मात्र) नून मात्रै खाने गरौ





आयोडिनयुक्त नून खाऔं मानसिक फुर्ति र शारीरिक शक्ति बढाऔं

गैह्र अनुदानित मलहरू




साल्ट ट्रेडिङ्ग कम्पेन्डियम लिमिटेड

केन्द्रीय कार्यालय
कालिमाटी, काठमाडौं, पोष्ट बक्स नं. ४८३,
फोन नं. ५३७१२०८, ५३७१०१४
E-mail: salt@stnepal.com, admin@stnepal.com
URL: www.stnepal.com

उन्नत गर्हुवाली:- किसानमा खुशियाली